

Antioptimization of Earthquake Excitation and Response

G. ZUCCARO^a, I. ELISHAKOFF^{b,*} and A. BARATTA^c

^a *Centro di Ricerca Interdipartimentale, LUPT*, ^c *Dipartimento di Scienza delle Costruzioni, University of Naples, Italy*; ^b *Department of Mechanical Engineering, Florida Atlantic University, Boca Raton, FL 33431-0991, USA*

(Received 3 March 1995; In final form 14 July 1997)

The paper presents a novel approach to predict the response of earthquake-excited structures. The earthquake excitation is expanded in terms of series of deterministic functions. The coefficients of the series are represented as a point in N -dimensional space. Each available accelerogram at a certain site is then represented as a point in the above space, modeling the available fragmentary historical data. The minimum volume ellipsoid, containing all points, is constructed. The ellipsoidal models of uncertainty, pertinent to earthquake excitation, are developed. The maximum response of a structure, subjected to the earthquake excitation, within ellipsoidal modeling of the latter, is determined. This procedure of determining least favorable response was termed in the literature (Elishakoff, 1991) as an antioptimization. It appears that under inherent uncertainty of earthquake excitation, antioptimization analysis is a viable alternative to stochastic approach.

Keywords: Convex analysis; Ellipsoidal modeling; Earthquake engineering

1. INTRODUCTION

There is a vast literature on modeling of earthquake excitations. The modern analysis is based on the recognition that this excitation is an uncertain process. In overwhelming majority of the studies, the uncertainty is modeled as a random process, either stationary or non-stationary, with various approximations and attendant models.

* Corresponding author.

The works by Drenick [1–4], Shinozuka [5], Elishakoff and Pletner [6], Baratta and Zuccaro [8,9] and have been the exceptions in the literature dedicated to uncertainty modeling of the earthquakes, in the sense that they utilized an alternative, non-probabilistic, avenue. Drenick [1,2] used a constraint on the total energy which the earthquake is likely to develop at a certain site, as a description of uncertainty. He used the Cauchy–Schwarz inequality to determine the maximum response of the system to such an excitation. In the opinion of several investigators such a bound was too conservative [7]. Shinozuka [5] has suggested to characterize the earthquake uncertainty by specifying an envelope of the Fourier amplitude spectrum. Numerical calculations have demonstrated that the maximum response of the structure predicted by this method is less than that predicted in Refs. [1–4]. Elishakoff and Pletner [6] investigated the modification of the response prediction when the global information on the excitation is increased. In particular, the maximum possible response, which the structure may develop, was evaluated under the assumption that only the bound on base acceleration is known; then the maximum response was modified under the assumption that in addition to the base acceleration bound, the bounds on base velocity and/or displacement were specified. Baratta and Zuccaro in Refs. [8,9,17–19] developed a technique to produce the maximum theoretical values of the structural response under seismic load at given site. They pursued the goal combining available techniques for synthesis of random accelerograms (Ruiz-Penzien, 1971) with the optimization procedures capable of maximizing some parameters, significant for aseismic design, in respect of the constraints represented by the basic values characteristic of the shaking properties at the site.

In this paper we resort to ellipsoidal modeling of earthquake excitation. The ellipsoidal model of uncertainty has been previously introduced in the theory of control by Schweppe [10], and in modeling geometric imperfections in structures by Ben-Haim and Elishakoff [11] (see also an essay by Elishakoff [12]). Only other work known to us, on using convex modeling to earthquake engineering is that by Ben-Haim, Chen and Soong [13]. They suggested several analytical treatments, without resorting to the data analysis, that is the central topic of the present investigation.

2. FORMULATION OF THE PROBLEM

Consider a single-degree-of-freedom linear system, subjected to earthquake excitation

$$m\ddot{x} + c\dot{x} + kx = -m\ddot{x}_b, \quad (1)$$

where $x(t)$ = displacement of the structure, c = damping coefficient, k = stiffness, $\ddot{x}_b(t)$ = earthquake excitation. If the excitation force $-m\ddot{x}_b$ is known, the response is given by the Duhamel integral

$$x(t) = \int_0^t [-m\ddot{x}_b(\tau)]h(t - \tau) d\tau, \quad (2)$$

where $h(t)$ is the impulse response function

$$h(t) = \frac{\exp(-\xi\omega_0 t)}{m\omega_d} \sin \omega_d t, \quad (3)$$

$$\omega_d = \omega_0 \sqrt{1 - \xi^2}, \quad (4)$$

where $\omega_0 = \sqrt{k/m}$ is the natural frequency, and $\xi = c/2\sqrt{km}$ is the damping ratio. Let us represent the excitation as a series in terms of complete and orthogonal deterministic set of functions $\{\varphi(t)\}$, in the interval $(0, T)$ where T is the duration of the earthquake

$$\int_0^T \varphi_i(t)\varphi_j(t) dt = 0, \quad \text{for } i \neq j, \quad (5)$$

namely,

$$\ddot{x}_b = \sum_{i=1}^{\infty} A_i \varphi_i(t). \quad (6)$$

If the excitation is known, the coefficients A_i , are readily obtainable, by multiplying both sides of Eq. (5) by $\varphi_j(t)$, and integrating the result in the interval $(0, T)$, and using the orthogonality property (5):

$$A_i = \frac{1}{V_i^2} \int_0^T \ddot{x}_b(t)\varphi_i(t) dt, \quad (7)$$

where

$$V_i^2 = \int_0^T \varphi_i^2(t) dt. \quad (8)$$

The response, given in Eq. (2), is re-written as

$$x(t) = \sum_{i=j}^{\infty} A_i \psi_i(t), \quad (9)$$

where

$$\psi_i(t) = -m \int_0^T \varphi_i(t) h(t - \tau) \delta\tau. \quad (10)$$

Let us visualize now that at a given site we possess some fragmentary information, namely we assume that the historical data is available on the accelerograms $\ddot{x}_b^{(1)}, \ddot{x}_b^{(2)}, \dots, \ddot{x}_b^{(m)}$ where the superscript denotes the serial number of the earthquake, and m is the total number of accelerograms. Then, using the decomposition of type (6) for each earthquake realization,

$$x_b^{(k)} = \sum_{i=1}^{\infty} A_i^{(k)} \varphi_i(t), \quad k = 1, 2, \dots, m, \quad (11)$$

we arrive at m vectors of the excitation parameters

$$\begin{aligned} A^{(1)T} &= [A_1^{(1)} \ A_2^{(1)} \ \dots \ A_N^{(1)}], \\ A^{(2)T} &= [A_1^{(2)} \ A_2^{(2)} \ \dots \ A_N^{(2)}], \\ &\vdots \\ A^{(m)T} &= [A_1^{(m)} \ A_2^{(m)} \ \dots \ A_N^{(m)}], \end{aligned} \quad (12)$$

where the superscript T means transposition. In addition we have retained only the most significant N terms in the series (6)

$$\ddot{x}_b(t) = \sum_{i=1}^N A_i \varphi_i(t), \quad x(t) = \sum_{i=1}^N B_i \varphi_i(t). \quad (13)$$

Thus we replace m accelerograms by m points in an N -dimensional space. To this end, to use the ellipsoidal modeling of these “point-images” of original accelerogram, we model these points as belonging to an N -dimensional ellipsoid

$$\mathbf{A}^T \mathbf{W} \mathbf{A} \leq \theta^2, \quad (14)$$

where \mathbf{W} is a symmetric positive-definite matrix, defining the shape of the ellipsoid, θ^2 is a positive constant, defining the size of the ellipsoid. The way of obtaining the matrix \mathbf{W} and constant θ^2 will be discussed in Section 4.

3. MAXIMUM STRUCTURAL RESPONSE

We are interested in determining the maximum response of the structure at any time instant t . Mathematically the problem reads as follows:

$$\max \sum_{i=1}^N A_i \psi_i(t) = \max \mathbf{A}^T \boldsymbol{\psi}(t), \quad \text{subject to } \mathbf{A}^T \mathbf{W} \mathbf{A} \leq \theta^2. \quad (15)$$

The closely related problem has been studied in Refs. [11,12]. For the sake of completeness the basic steps of Ref. [12] will be re-introduced here, although in a different context. We define the Lagrangian

$$L = \mathbf{A}^T \boldsymbol{\psi} + \lambda(\mathbf{A}^T \mathbf{W} \mathbf{A} - \theta^2), \quad (16)$$

where the vector $\boldsymbol{\psi}$ is defined as

$$\boldsymbol{\psi}^T = [\psi_1(t) \ \psi_2(t) \ \dots \ \psi_N(t)]. \quad (17)$$

The necessary conditions for the maximum reads

$$0 = \frac{dL}{d\mathbf{A}} = \boldsymbol{\psi} + 2\lambda \mathbf{W} \mathbf{A}. \quad (18)$$

We multiply from the left this equation by \mathbf{W}^{-1} :

$$\mathbf{A} = \frac{-1}{2\lambda} \mathbf{W}^{-1} \boldsymbol{\psi}. \quad (19)$$

We substitute this expression in the equation for the constraint itself:

$$\frac{1}{4\lambda^2} \boldsymbol{\psi}^T \mathbf{W}^{-1T} \mathbf{W} \mathbf{W}^{-1} \boldsymbol{\psi} = \theta^2. \quad (20)$$

This leads to

$$\lambda = \frac{\sqrt{\boldsymbol{\psi}^T \mathbf{W}^{-1} \boldsymbol{\psi}}}{2\theta}. \quad (21)$$

This yields the worst earthquake excitation vector

$$\mathbf{A}_{\text{worst}} = \theta \frac{\mathbf{W}^{-1} \boldsymbol{\psi}}{\sqrt{\boldsymbol{\psi}^T \mathbf{W}^{-1} \boldsymbol{\psi}}}. \quad (22)$$

The worst response is obtained by substituting Eq. (22) into Eq. (9):

$$x_{\text{worst}}(t) = \mathbf{A}^T \boldsymbol{\psi} = \theta \sqrt{\boldsymbol{\psi}^T \mathbf{W}^{-1} \boldsymbol{\psi}}. \quad (23)$$

Once the basic excitation functions $\varphi_i(t)$ are chosen, the basic response functions $\psi_i(t)$ are readily obtained from Eq. (10). Then, having the information on matrix \mathbf{W} and constant θ from the accelerograms, we find the maximum response by employing Eq. (22).

4. ELLIPSOIDAL MODELING OF DATA

4.1. Basic Ideas

Consider any collection of data to be processed by the procedure in Section 3. Assume that one record consists of N numerical parameters, so that any observation j of the phenomena is fully described by a point P_j in N -dimensional Euclidean vector space E_N .

The problem treated in this section is to find the smallest (in some sense) ellipsoid containing all the observed data, i.e. to set the matrix \mathbf{W} in Eq. (14) and the shift of the origin to the center of the ellipsoid.

This problem is rather hard to solve, if the ellipsoid width defining the minimum volume is required; the approach leads to cumbersome optimizations, that may be impractical. So, the problem is treated aiming at a simple, as far as possible, solution.

In this view, and for simplicity of graphic representation only, let us consider the three-dimensional case (Fig. 1), i.e. a collection of m points P_1, \dots, P_m that are the recorded observations of the phenomenon to be included in the ellipsoid and let

$$\mathbf{x}_1 = \begin{pmatrix} x_{11} \\ \vdots \\ x_{1N} \end{pmatrix}; \quad \mathbf{x}_2 = \begin{pmatrix} x_{21} \\ \vdots \\ x_{2N} \end{pmatrix}; \quad \dots; \quad \mathbf{x}_m = \begin{pmatrix} x_{m1} \\ \vdots \\ x_{mN} \end{pmatrix} \quad (24)$$

be the coordinate column vectors of the points, collecting any relevant parameter to identify the characters of the phenomenon at the observation P_i , in the reference frame with origin O and the bases

$$(\mathbf{e}_1, \dots, \mathbf{e}_N) \quad \text{with} \quad \mathbf{e}_1 = \begin{pmatrix} 1 \\ 0 \\ 0 \end{pmatrix}; \quad \mathbf{e}_2 = \begin{pmatrix} 0 \\ 1 \\ 0 \end{pmatrix}; \quad \mathbf{e}_{N=3} = \begin{pmatrix} 0 \\ 0 \\ 1 \end{pmatrix}. \quad (25)$$

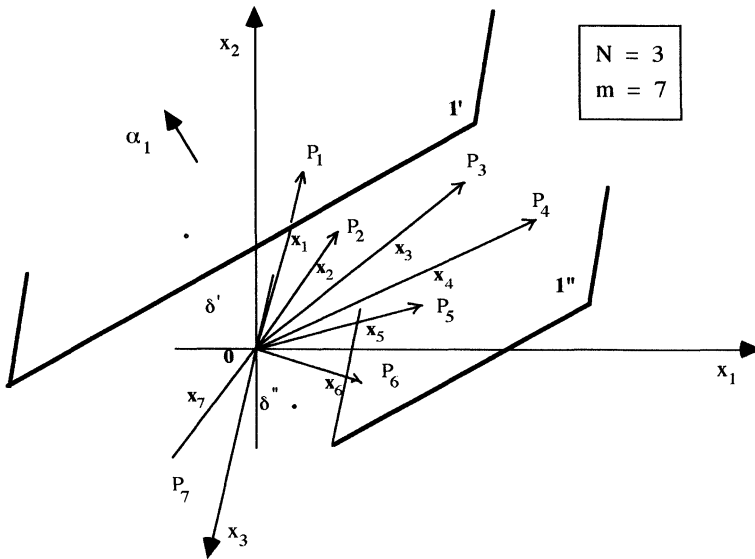


FIGURE 1

The proposed procedure is conducted basically in two phases:

- (A) Find the smallest parallelepiped φ in E_N containing all points P_i ($i = 1, \dots, m$).
- (B) Find the smallest ellipsoid in E_N , also containing all points P_i ($i = 1, \dots, m$), searching in the subset of ellipsoids \mathfrak{e}_λ that are homothetical to the ellipsoid \mathfrak{e}_1 inscribed in φ having the same center as φ and the principal axes parallel to the sides of φ .

The second phase is straightforward, as it will be shown later. The phase (A) is founded on the solution of two auxiliary problems as follows.

4.2. Preliminary Statements

Consider the following auxiliary problems:

Problem I Given the set of m points P_1, \dots, P_m in E_N consider to find the couple of parallel hyperplanes, say $1'$ and $1''$ (see Fig. 2 for 3D case), containing all the points and having the minimum distance

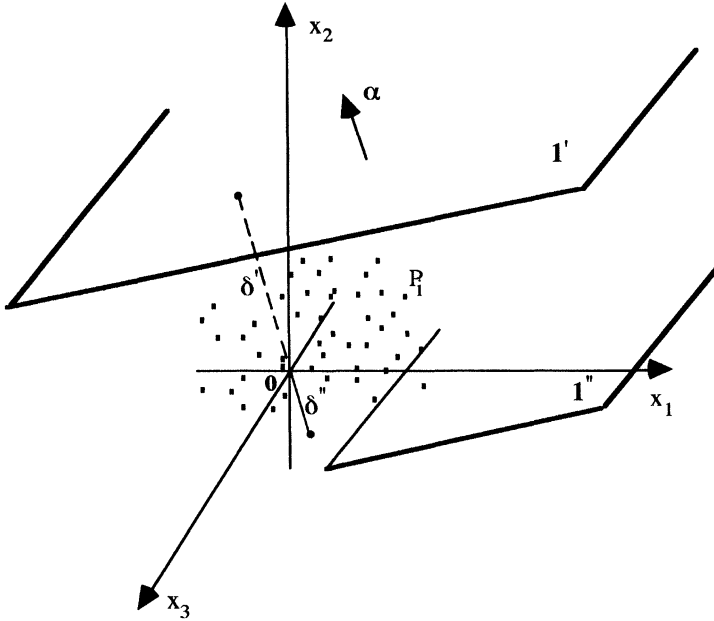


FIGURE 2

from each other. Let l' and l'' be any two parallel hyperplanes in E_N with α being the unit vector orthogonal to both; let δ' and δ'' be the orthogonal distance of, respectively, l' and l'' from the point \mathbf{O} assumed to be the origin of the reference frame (see Fig. 2 when $\delta' > 0$ and $\delta'' < 0$). Any point P_i is internal to the strip included by l' and l'' iff simultaneously

$$\begin{aligned} \mathbf{x}_i^T \cdot \alpha &\leq \delta', \\ \mathbf{x}_i^T \cdot \alpha &\geq \delta''. \end{aligned} \quad (26)$$

By applying (26) for $i = 1, \dots, m$, one gets that the strip includes all points iff

$$\begin{aligned} \mathbf{X} \cdot \alpha &\leq \delta' \mathbf{1}, \\ \mathbf{X} \cdot \alpha &\geq \delta'' \mathbf{1}, \end{aligned} \quad (27)$$

where

$$\mathbf{1} = \begin{pmatrix} 1 \\ \vdots \\ 1 \end{pmatrix} \quad \text{and} \quad \mathbf{X} = \begin{pmatrix} \mathbf{x}_1^T \\ \vdots \\ \mathbf{x}_m^T \end{pmatrix}. \quad (28)$$

The total width of the strip is given by $\delta' - \delta''$. Therefore, the first problem turns into:

$$\text{Find } \alpha \in S_{N1}: \quad \begin{cases} \mathbf{X} \cdot \alpha \leq \delta' \mathbf{1}, \\ \mathbf{X} \cdot \alpha \geq \delta'' \mathbf{1}, \\ \delta' - \delta'' = \min, \end{cases} \quad (29)$$

with S_{N1} being the unit sphere in E_N .

This problem is approached in two steps:

Step I.1 For any given $\alpha \in S_{N1}$

$$\text{Find } (\delta'^\alpha, \delta''^\alpha) \in \mathbb{R}^2: \quad \begin{cases} \mathbf{X} \cdot \alpha \leq \delta' \mathbf{1}, \\ \mathbf{X} \cdot \alpha \geq \delta'' \mathbf{1}, \\ \delta'^\alpha - \delta''^\alpha = \min. \end{cases} \quad (30)$$

It is trivially proved that

$$\delta'^{\alpha} = \max_i \mathbf{x}_i^T \cdot \boldsymbol{\alpha} = \mathbf{x}_r^T \cdot \boldsymbol{\alpha}; \quad \delta''^{\alpha} = \min_i \mathbf{x}_i^T \cdot \boldsymbol{\alpha} = \mathbf{x}_s^T \cdot \boldsymbol{\alpha}. \quad (31)$$

Step I.2 In order to find the smallest strip containing all points, consider the following problem:

$$\text{Find } \boldsymbol{\alpha}_1 \in R^N: \quad \begin{cases} \mathbf{X} \cdot \boldsymbol{\alpha}_1 \leq \delta'^{\alpha_1} \mathbf{1}, & (32a) \\ \mathbf{X} \cdot \boldsymbol{\alpha}_1 \geq \delta''^{\alpha_1} \mathbf{1}, & (32b) \\ \boldsymbol{\alpha}_1^T \cdot \boldsymbol{\alpha}_1 = 1, & (32c) \\ \delta'^{\alpha_1} - \delta''^{\alpha_1} = \min, & (32d) \end{cases}$$

where δ'^{α_1} and δ''^{α_1} are intrinsically related to $\boldsymbol{\alpha}_1$ by Eq. (31).

The above problem is a non-linear optimization problem, mainly because of the constraint $\boldsymbol{\alpha}_1^T \boldsymbol{\alpha}_1 = 1$.

Any constrained search procedure can be applied to find the optimal vector $\boldsymbol{\alpha}_1$.

The simplest, and also effective, as tested in this investigation, is a *random walk search*. The only difficulty lies in generating unit random vectors $\boldsymbol{\alpha}$'s checking the condition (32c).

The following procedure is suggested. Let $\boldsymbol{\beta}$ be a generic unit random vector and $\boldsymbol{\alpha}$ the unit vector satisfying the condition (32d). Let n_i and s_i ($i=1, \dots, N$) be any random numbers in $[0, 1]$, $\vartheta_i = 2\pi n_i$ is the random angle in $[0, 2\pi]$ of $\boldsymbol{\beta}$ and SG_i the sign of the i th component of $\boldsymbol{\beta}$ with

$$\begin{cases} \text{SG}_i = +1 & \text{if } s_i \leq 0.5, \\ \text{SG}_i = -1 & \text{if } s_i > 0.5. \end{cases}$$

The components of $\boldsymbol{\beta}$ are chosen through the following steps:

- (a) $R_N = 1$,
- (b) $R_{N-i} = \sin^2(\vartheta_i) * R_{N-i+1}$ ($i = 1, \dots, N-1$) and $\vartheta_i = 2\pi n_i$, (33)
- (c) $\beta_{i+1} = \text{SG}_{i+1} * \sqrt{(R_{i+1} - R_i)}$ ($i = N-1, \dots, 1$).

Problem I is thus solved after Steps I.1, II.2.

Problem II Let $\boldsymbol{\alpha}_1$ be found, and the first minimal strip obtained, with width $\delta'_1 - \delta''_1 = d_1$.

Let $\alpha_1, \dots, \alpha_k$ ($k \leq N$) be given unit vectors, mutually orthogonal (i.e. $\alpha_i^T \cdot \alpha_j = \delta_{ij}$), and consider the following Problem (II):

$$\text{Find } \alpha_{k+1}: \begin{cases} X \cdot \alpha_{k+1} \leq \delta^{\prime \alpha_{k+1}} \mathbf{1}, \\ X \cdot \alpha_{k+1} \geq \delta^{\prime \prime \alpha_{k+1}} \mathbf{1}, \\ \alpha_{k+1}^T \alpha_{k+1} = \mathbf{1}, \\ \alpha_i^T \alpha_{k+1} = \mathbf{0} \quad (i = 1, \dots, k), \\ \delta^{\prime \alpha_{k+1}} - \delta^{\prime \prime \alpha_{k+1}} = \min. \end{cases} \quad (34)$$

Problem II exhibits a number, say k , of constraints in addition to Problem I and it can be viewed as a generalization of Problem I, by making reference to \mathfrak{S}_{N-k} , the vector subspace of E_N orthogonal to $\alpha_1, \dots, \alpha_k$.

To generate \mathfrak{S}_{N-k} one has to infer an orthogonal unit minimal base, say $(\beta_1^{k+1}, \dots, \beta_{N-k}^{k+1})$, of \mathfrak{S}_{N-k} . To this aim one can take recourse to the Schmidt's orthogonalization procedure, as follows.

Let $\beta_1^k, \dots, \beta_{N-k+1}^k$ be the minimal orthogonal base of \mathfrak{S}_{N-k+1} so that both sets of unit vectors,

$$B^k = \begin{pmatrix} \alpha_1^T \\ \vdots \\ \alpha_{k-1}^T \\ (\beta_1^k)^T \\ (\beta_2^k)^T \\ \vdots \\ (\beta_{N-k+1}^k)^T \end{pmatrix}, \quad B^{k+1} = \begin{pmatrix} \alpha_1^T \\ \vdots \\ \alpha_{k-1}^T \\ \alpha_k^T \\ (\beta_1^{k+1})^T \\ \vdots \\ (\beta_{N-k}^{k+1})^T \end{pmatrix}, \quad (35)$$

are orthogonal unit bases for the entire E_N , the first is a known base, the second is known up to α_k .

Note that

$$B^1 = \begin{pmatrix} \mathbf{e}_1 \\ \mathbf{M} \\ \mathbf{e}_N \end{pmatrix}. \quad (36)$$

previous step. Whence one can write, for suitable a_{ij} ,

$$\boldsymbol{\gamma}_i = a_{i0}\boldsymbol{\alpha}_k + \sum_{r=1}^{N-k+1} a_{ir}\boldsymbol{\beta}_r^k \quad (40)$$

and

$$\boldsymbol{\gamma}_i \cdot \boldsymbol{\alpha}_j = a_{i0}\boldsymbol{\alpha}_k \cdot \boldsymbol{\alpha}_j + \sum_{r=1}^{N-k+1} a_{ir}\boldsymbol{\beta}_r^k \cdot \boldsymbol{\alpha}_j = 0. \quad (41)$$

Therefore, problem (34) is reduced to:

$$\text{Find } \boldsymbol{\alpha}_{k+1} \in \mathfrak{S}_{N-k}: \quad \begin{cases} X\boldsymbol{\alpha}_{k+1} \leq \delta^{l\alpha_{k+1}} \mathbf{1}, \\ X\boldsymbol{\alpha}_{k+1} \geq \delta^{n\alpha_{k+1}} \mathbf{1}, \\ \boldsymbol{\alpha}_{k+1}^T \boldsymbol{\alpha}_{k+1} = \mathbf{1}, \\ \delta^{l\alpha_{k+1}} - \delta^{n\alpha_{k+1}} = \min, \end{cases} \quad (42)$$

where $\boldsymbol{\alpha}_{k+1} \in \mathfrak{S}_{N-k}$ means

$$\boldsymbol{\alpha}_{k+1} = \sum_{i=1}^{N-K} \eta_i^k \boldsymbol{\beta}_i^{k+1}, \quad (43)$$

with

$$(\boldsymbol{\alpha}_{k+1})^T \boldsymbol{\alpha}_{k+1} = \sum_{i=1}^{N-k} \sum_{r=1}^{N-k} \eta_i^k \eta_r^k (\boldsymbol{\beta}_i^{k+1})^T \boldsymbol{\beta}_r^{k+1}, \quad (44)$$

whence, by orthonormality of $\boldsymbol{\beta}$'s,

$$(\boldsymbol{\alpha}_{k+1})^T \boldsymbol{\alpha}_{k+1} = \sum_{i=1}^{N-k} (\eta_i^k)^2. \quad (45)$$

With the above relations, Problem II turns to the following one:

$$\text{Find } \boldsymbol{\eta}^k \in \mathfrak{S}_{N-k}: \quad \begin{cases} \boldsymbol{\alpha}_{k+1} = \sum_{i=1}^{N-K} \eta_i^k \boldsymbol{\beta}_i^{k+1}, \\ X\boldsymbol{\alpha}_{k+1} \leq \delta^{l\alpha_{k+1}} \mathbf{1}, \\ X\boldsymbol{\alpha}_{k+1} \geq \delta^{n\alpha_{k+1}} \mathbf{1}, \\ (\boldsymbol{\eta}^k)^T \boldsymbol{\eta}^k = \mathbf{1}, \\ \delta^{l\alpha_{k+1}} - \delta^{n\alpha_{k+1}} = \min. \end{cases} \quad (46)$$

Thus, one recognizes that Problem II is reduced to Problem I in the vector space E_{N-k} .

4.3. Search of the Smallest Parallelepiped \wp in E_N Containing the Data Points

This part of the paper represents the phase A of the main problem, and it is articulated in N steps.

Step A.1 Solve Problem I, find $\alpha_1, \delta'^{\alpha_1}, \delta''^{\alpha_1}$.

After this step a first strip between hyperplanes $1'$ and $1''$ is determined.

Step A.2 Solve Problem II, with $k=1$, in the form (46) and find $\alpha_{k+1}, \delta'^{\alpha_{k+1}}, \delta''^{\alpha_{k+1}}$.

Step A.3, ..., A.N Iterate step A.2 for $k=2, \dots, N$. After step A.N, N couple of hyperplanes are individuated, each couple defines a minimal strip in E_N containing all m points.

By iterating these N steps, the minimal parallelepiped \wp is found.

4.4. Search the “Smallest” Ellipsoid Containing all Points

The “smallest” ellipsoid is assumed to have the same centroid as \wp and principal axis parallel to the edges of \wp which are identified in the unit vectors $\alpha_1, \dots, \alpha_N$. The diametral lengths are assumed proportional, respectively, to $d_1 = \delta'^{\alpha_1} - \delta''^{\alpha_1}, \dots, d_N = \delta'^{\alpha_N} - \delta''^{\alpha_N}$.

Let \mathbf{x}_0 be the position vector of the centroid of \wp , and shift the origin of the reference system to \mathbf{x}_0 . Thus the data points are identified in the new reference frame by

$$\mathbf{A}_i = \mathbf{x}_i - \mathbf{x}_0, \quad i = 1, \dots, m, \quad (47)$$

so that the ellipsoid is identified by

$$\mathbf{A}^T \mathbf{W} \mathbf{A} \leq \theta^2. \quad (48)$$

In order to identify matrix \mathbf{W} , let \mathbf{R} be the rotation matrix yielding

$$\mathbf{R} \mathbf{B}_1 = \begin{pmatrix} \alpha_1^T \\ \vdots \\ \alpha_N^T \end{pmatrix} = \mathbf{B}_N. \quad (49)$$

In the frame of reference B_N , the equation of the ellipsoid is given by

$$\sum_{i=1}^m \frac{z_i^2}{d_i^2} = \mathbf{Z}^T \mathbf{Q} \mathbf{Z} \leq \theta^2, \quad (50)$$

where z_i are the coordinates of any point with respect of B_N and

$$\mathbf{Q} = \begin{bmatrix} 1/d_1^2 & 0 & \cdot & \cdot & 0 \\ 0 & \cdot & \cdot & \cdot & \cdot \\ \cdot & 0 & 1/d_i^2 & 0 & \\ \cdot & \cdot & \cdot & \cdot & 0 \\ 0 & \cdot & \cdot & 0 & 1/d_N^2 \end{bmatrix}. \quad (51)$$

In the reference frame B_1 one has the coordinates \mathbf{A} of any point P related to the corresponding coordinates in B_N

$$\mathbf{P} = \mathbf{B}_1^T \mathbf{A} = \mathbf{B}_N^T \mathbf{Z} = \mathbf{B}_1^T \mathbf{R}^T \mathbf{Z}; \quad (52)$$

whence

$$\mathbf{A} = \mathbf{R}^T \mathbf{Z} \quad \text{and} \quad \mathbf{Z} = \mathbf{R} \mathbf{A}. \quad (53)$$

Therefore the equation of the ellipsoid is

$$\mathbf{Z}^T \mathbf{Q} \mathbf{Z} = \mathbf{A}^T \mathbf{R}^T \mathbf{Q} \mathbf{R} \mathbf{A} \leq \theta^2; \quad (54)$$

whence, in B_1 (having again shifted back to \mathbf{x}_0)

$$\mathbf{A}^T \mathbf{W} \mathbf{A} \leq \theta^2, \quad (55)$$

where $\mathbf{W} = \mathbf{R}^T \mathbf{Q} \mathbf{R}$.

The above considerations produce the matrix \mathbf{W} .

Now the minimal value for θ^2 can be searched by *unidimensional search*

$$\theta^2 = \max_{i=1, \dots, m} \mathbf{A}_i^T \mathbf{W} \mathbf{A}_i. \quad (56)$$

Note that the above “minimal” ellipsoid may not be the absolute minimum, since it is minimal under the assumption that it is related to the minimal parallelepiped.

The ellipsoid so found is in general included between the ellipsoid contained in \wp and the one containing \wp .

4.5 Numerical Application

A numerical application of the procedure proposed above has been performed; in order to show the results graphically, the example has been carried out for $N=3$.

Let us consider a set of points P_m ($m=14$), the coordinates are given in Table I. The unit vectors $\alpha_1, \alpha_2, \alpha_3$, in E_3 , orthogonal to the couples of planes that define the minimal strips containing all points P , are

$$\alpha_1 = \begin{pmatrix} 0.2052 \\ -0.670 \\ 0.7130 \end{pmatrix}; \quad \alpha_2 = \begin{pmatrix} -0.824 \\ -0.510 \\ -0.242 \end{pmatrix}; \quad \alpha_3 = \begin{pmatrix} 0.5269 \\ -0.538 \\ -0.657 \end{pmatrix}.$$

The minimal distances between the planes are

$$d_1 = 647; \quad d_2 = 981; \quad d_3 = 3240.$$

Figure 3 shows the minimal parallelepiped \wp , the ellipsoid ϵ_1 contained in \wp and the principal planes of the ellipsoids.

Figure 4 shows the sectional view of the three principal planes.

Figure 5 shows the ellipsoid ϵ_λ found by enlarging homothetically ϵ_1 in order to include all points.

TABLE I

	P_1	P_2	P_3	P_4	P_5	P_6	P_7	P_8	P_9	P_{10}	P_{11}	P_{12}	P_{13}	P_{14}
x_1	100	-300	700	400	-200	400	0	100	-300	700	400	-200	-750	1380
x_2	500	550	450	470	500	500	500	-200	500	800	600	800	1370	-250
x_3	800	800	600	600	400	400	200	200	100	100	900	900	1600	-260

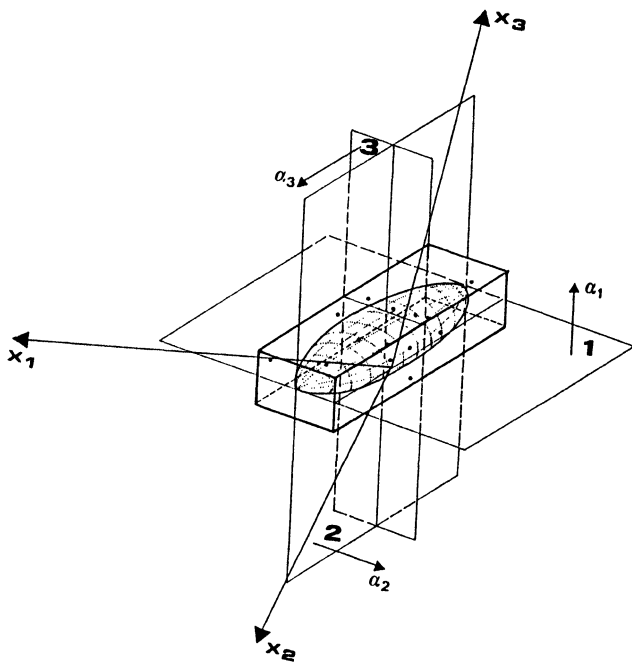


FIGURE 3

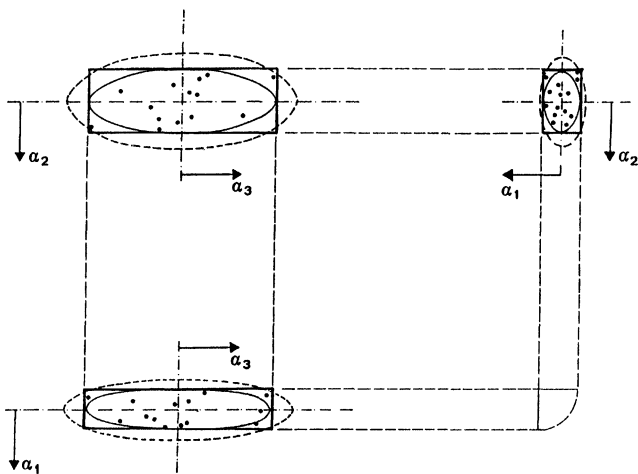


FIGURE 4

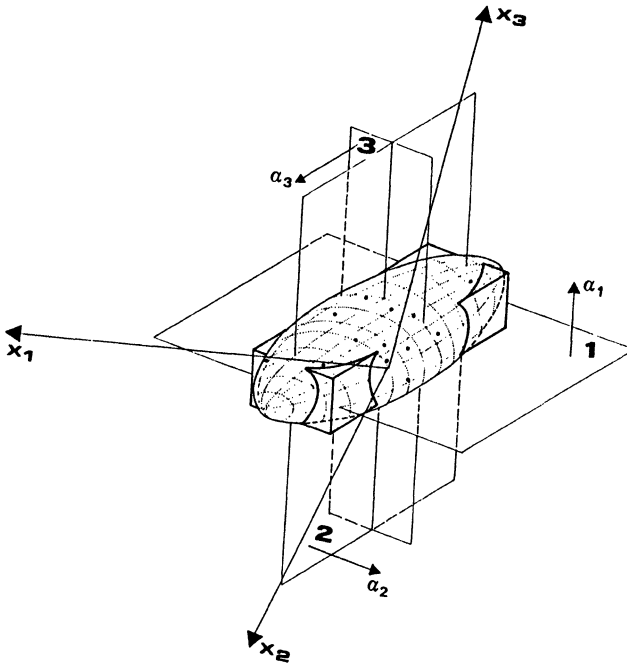


FIGURE 5

Acknowledgements

The work had been initiated in the Fall Semester of the academic year 1992–93 when A. Baratta was a Visiting Research Professor and G. Zuccaro a Visiting Research Assistant Professor at the Department of Mechanical Engineering, Florida Atlantic University. The work by I. Elishakoff has been supported by the National Center for Earthquake Engineering Research through two grants. This support is sincerely appreciated.

References

- [1] R.F. Drenick, Model-free design of aseismic structures, *Journal of Engineering Mechanics Division*, **96** (1970) 483–493.
- [2] R.F. Drenick, On the class of the non-robust problems in stochastic dynamics, in *Stochastic Problems in Dynamics* (B.L. Clarkson, Ed.), Pitman, London, 237–255, 1977.

- [3] R.F. Drenick, F. Novomestky and G. Bagchi, Critical excitation of structures, in *Wind and Seismic Effects*, Proceedings of the 12th Joint UJNR Panel Conference, US National Bureau of Standards Special Publication, 133–142, 1984.
- [4] R.F. Drenick and C.B. Yun, Reliability of seismic resistance predictions, *Journal of the Structural Division*, **105** (1979) 1879–1891.
- [5] M. Shinozuka, Maximum structural response to seismic excitations, *Journal of Engineering Mechanics Division*, **96** (1970) 729–738.
- [6] I. Elishakoff and B. Pletner, Analysis of base excitation as an uncertain function with specified bounds on it and its derivatives, in *Structural Vibration and Acoustics* (T.C. Huang *et al.*, Eds.), DE-Vol. 34, ASME (1991) 177–184.
- [7] R.F. Drenick, Personal communications to I. Elishakoff, 1989–1992.
- [8] A. Baratta, Earthquake simulation in aseismic engineering, *Proc. Int. Symp. Simulation of Systems*, Sorrento, Italy, North-Holland, 1979, pp. 517–536.
- [9] A. Baratta and G. Zuccaro, High-reliability aseismic design, *Proc. Tenth World Conference on Earthquake Engineering*, Madrid, 1992.
- [10] F.C. Schweppe, *Uncertain Dynamical Systems*, Prentice Hall, Englewood Cliffs, NJ, 1973.
- [11] Y. Ben-Haim and I. Elishakoff, *Convex Models of Uncertainty in Applied Mechanics*, Elsevier Science Publishers, Amsterdam, 1990.
- [12] I. Elishakoff and Y. Ben-Haim, Dynamics of a thin cylindrical shell under impact with limited deterministic information on its initial imperfection, *Structural Safety*, **8** (1990) 103–112.
- [13] Y. Ben-Haim, G. Chen and T.T. Soong, Maximum structural response using convex models, *Journal of Engineering Mechanics*, **122** (1996) 325–334.
- [14] I. Elishakoff, Essay on probability, convexity and earthquake engineering, *Proceedings of the 5th National Italian Conference on Earthquake Engineering*, Palermo, 1991.
- [15] P.J. Kelly and M.L. Weiss, *Geometry and Convexity*, John Wiley & Sons, New York, 1979.
- [16] A. Baratta, Analisi dei dati e simulazione per la sicurezza antisismica delle costruzioni, *Proc. Ingegneria Sismica in Italia*, Udine, Italy, 1980.
- [17] A. Baratta, Optimized earthquake simulation for high-reliability aseismic design, *Proc. 3rd Int. Seminar "Reliability of Nuclear Power Plant"*, Paris, France, 1981.
- [18] G. Zuccaro, Accelerogramma di progetto per verifiche ad alta affidabilit , analisi costi-benefici. *Proc. 5th National Congress L'ingegneria Sismica in Italia*, Palermo, Italy, 1991.
- [19] I. Elishakoff, R.T. Haftka and J.J. Fang, Structural design under bounded uncertainty – Optimization with anti-optimization, *Computers and Structures*, **53** (1994) 1401–1405.
- [20] I. Elishakoff, An idea of the uncertainty triangle, *The Shock and Vibration Digest*, Oct. 1991, p. 1 (Editorial).

Special Issue on Intelligent Computational Methods for Financial Engineering

Call for Papers

As a multidisciplinary field, financial engineering is becoming increasingly important in today's economic and financial world, especially in areas such as portfolio management, asset valuation and prediction, fraud detection, and credit risk management. For example, in a credit risk context, the recently approved Basel II guidelines advise financial institutions to build comprehensible credit risk models in order to optimize their capital allocation policy. Computational methods are being intensively studied and applied to improve the quality of the financial decisions that need to be made. Until now, computational methods and models are central to the analysis of economic and financial decisions.

However, more and more researchers have found that the financial environment is not ruled by mathematical distributions or statistical models. In such situations, some attempts have also been made to develop financial engineering models using intelligent computing approaches. For example, an artificial neural network (ANN) is a nonparametric estimation technique which does not make any distributional assumptions regarding the underlying asset. Instead, ANN approach develops a model using sets of unknown parameters and lets the optimization routine seek the best fitting parameters to obtain the desired results. The main aim of this special issue is not to merely illustrate the superior performance of a new intelligent computational method, but also to demonstrate how it can be used effectively in a financial engineering environment to improve and facilitate financial decision making. In this sense, the submissions should especially address how the results of estimated computational models (e.g., ANN, support vector machines, evolutionary algorithm, and fuzzy models) can be used to develop intelligent, easy-to-use, and/or comprehensible computational systems (e.g., decision support systems, agent-based system, and web-based systems)

This special issue will include (but not be limited to) the following topics:

- **Computational methods:** artificial intelligence, neural networks, evolutionary algorithms, fuzzy inference, hybrid learning, ensemble learning, cooperative learning, multiagent learning

- **Application fields:** asset valuation and prediction, asset allocation and portfolio selection, bankruptcy prediction, fraud detection, credit risk management
- **Implementation aspects:** decision support systems, expert systems, information systems, intelligent agents, web service, monitoring, deployment, implementation

Authors should follow the Journal of Applied Mathematics and Decision Sciences manuscript format described at the journal site <http://www.hindawi.com/journals/jamds/>. Prospective authors should submit an electronic copy of their complete manuscript through the journal Manuscript Tracking System at <http://mts.hindawi.com/>, according to the following timetable:

Manuscript Due	December 1, 2008
First Round of Reviews	March 1, 2009
Publication Date	June 1, 2009

Guest Editors

Lean Yu, Academy of Mathematics and Systems Science, Chinese Academy of Sciences, Beijing 100190, China; Department of Management Sciences, City University of Hong Kong, Tat Chee Avenue, Kowloon, Hong Kong; yulean@amss.ac.cn

Shouyang Wang, Academy of Mathematics and Systems Science, Chinese Academy of Sciences, Beijing 100190, China; sywang@amss.ac.cn

K. K. Lai, Department of Management Sciences, City University of Hong Kong, Tat Chee Avenue, Kowloon, Hong Kong; mskkklai@cityu.edu.hk