

**FLOW BETWEEN COAXIAL ROTATING DISKS:
WITH AND WITHOUT EXTERNALLY APPLIED
MAGNETIC FIELD***

R.K. BHATNAGAR

Instituto de Matemática
Estatística e Ciência da Computação
Universidade Estadual de Campinas, 13.100
Campinas - São Paulo - Brasil

(Received May 28, 1979)

ABSTRACT. The problem of flow of a Rivlin-Ericksen type of viscoelastic fluid is discussed when such a fluid is confined between two infinite rotating coaxial disks. The governing system of a pair of non-linear ordinary differential equation is solved by treating Reynolds number to small. The three cases discussed are: (i) one disk is held at rest while other rotates with a constant angular velocity, (ii) one disk rotates faster than the other but in the same sense and (iii) the disks rotate in opposite senses and with different angular velocities. The radial, transverse and axial components of the velocity field are plotted for the above three cases for different values of the Reynolds number. The results obtained for a viscoelastic fluid are compared with those for a Newtonian fluid. The velocity field for case (i) is also computed when a magnetic field is applied in a direction perpendicular to the discs and the results are compared with the case when magnetic field is absent. Some interesting features are observed for a viscoelastic fluid.

KEY WORDS AND PHRASES. *Viscoelastic fluid, rotating system, Newtonian fluid motion, perturbation solution.*

1980 MATHEMATICS SUBJECT CLASSIFICATION CODES. 76A10, 76A05.

1. INTRODUCTION.

In a recent investigation we have discussed the flow of a viscoelastic fluid of Rivlin-Ericksen type between a pair of infinite, coaxial rotating disks (see ref. [1] and all the other references therein). The disks are taken to rotate with different constant angular velocities, either, in the same senses or opposite senses, or, one disk is held at rest and the other is taken to rotate with a constant angular velocity. The system of non-linear ordinary differential equations governing the flow was obtained and solved numerically under the appropriate boundary conditions of the problem using finite-difference technique and successive over-relaxation procedure. The solutions were given for values of the Reynolds number up to 1000 and some interesting features for the flow of a viscoelastic fluid were reported.

In the present investigation, therefore, it is our aim to discuss the problem of flow of a Rivlin-Ericksen fluid between coaxial rotating disks but for small values of the Reynolds number. As the basic system of equations governing such a flow has been already derived in [1], we shall briefly formulate the problem in the next section. In section 3, we obtain the perturbation solutions for small values of the Reynolds number. In section 4, we treat the flow in the presence of an externally applied magnetic field and provide perturbation solutions for the case of one disk at rest. At the end in section 5, we give some interesting illustrative examples for radial, transverse and axial components of the velocity and discuss characteristics of the flow field.

2. FORMULATION OF THE PROBLEM.

Let us consider the steady flow of a Rivlin - Ericksen type of non-Newtonian fluid occupying the space between a pair of infinite parallel disks. In a cylindrical polar co-ordinate system (r, θ, z) , let the lower disk situated at $z = 0$ have an angular velocity ΩS while the other disk, situated at $z = d$ have an angular velocity Ω , Ω and S being constants. Let u, v and w represent the components of velocity in the increasing directions of r, θ and z respectively.

We now write

$$u = -\frac{1}{2} r \Omega H'(\eta), \quad v = r \Omega G(\eta), \quad w = d \Omega H(\eta), \quad (1)$$

so that the equation of continuity is identically satisfied for an axi-symmetric flow. Here η is a non-dimensional axial co-ordinate given by $\eta = z/d$ and a dash denotes differentiation with respect to η .

Substituting from (1) into the equations of motion (as was done in [1] and eliminating the pressure from the equations in the radial and axial directions respectively, we obtain the following system of non-linear ordinary differential equations for the functions G and H :

$$G'' + R(H'G - HG') + \alpha R(H'G'' - H''G') + KR(HG''' - H''G') = 0, \quad (2)$$

$$H^{iv} - R(HH''') + 4GG') + \alpha R(12G'G'' + H'H^{iv} + 2H''H''') + 2KR(H''H''' + 8G'G'' + \frac{1}{2}H'H^{iv} + \frac{1}{2}HH'') = 0, \quad (3)$$

where

$$R = \frac{d^2 \Omega \rho}{\phi_1} \text{ is the Reynolds number and } \alpha = \frac{\phi_3}{\rho d^2}, \quad K = \frac{\phi_2}{\rho d^2}$$

are the non-dimensional parameters characterising the viscoelasticity of the fluid.

The equations (1) and (3) have to be solved under the following non-dimensional-

ized boundary conditions:

$$\begin{aligned} G(0) &= S, & G(1) &= 1, \\ H(0) &= 0, & H(1) &= 0, \\ H'(0) &= 0, & H'(1) &= 0. \end{aligned} \quad (4)$$

When $\alpha = 0$, $K = 0$, the above equations (2) and (3) reduce to the well-known equations to the corresponding problem for a classical viscous fluid.

3. SOLUTION FOR SMALL VALUES OF REYNOLDS NUMBER R .

We now develop regular perturbation solutions for the functions G and H in the following manner:

$$\begin{aligned} G(\eta) &= G_0(\eta) + RG_1(\eta) + R^2G_2(\eta) + R^3G_3(\eta) + \dots, \\ H(\eta) &= H_0(\eta) + RH_1(\eta) + R^2H_2(\eta) + R^3H_3(\eta) + \dots. \end{aligned} \quad (5)$$

In order to obtain the various order solutions for the functions G and H , we substitute their expressions in the equations (2) and (3) and the boundary conditions (4).

(i) ZERO-ORDER SOLUTION

The equations for G_0 and H_0 have the form

$$G_0'' = 0 \quad (6)$$

and

$$H_0^{iv} = 0, \quad (7)$$

to be solved under the boundary conditions

$$G_0(0) = S, G_0(1) = 1, H_0(0) = H_0(1) = H_0'(0) = H_0'(1) = 0. \quad (8)$$

It can be easily seen that

$$G_0(\eta) = S + (1 - S)\eta, \quad (9)$$

$$H_0(\eta) = 0. \quad (10)$$

(ii) FIRST-ORDER SOLUTION

Making use of (9) and (10), the equations for G_1 and H_1 take the form

$$G_1'' = 0 \quad (11)$$

and

$$H_1^{iv} = 4(1 - S)[S + (1 - S)\eta]. \quad (12)$$

The conditions satisfied by G_1 and H_1 are

$$G_1(0) = G_1(1) = 0, \quad H_1(0) = H_1(1) = H_1'(0) = H_1'(1) = 0. \quad (13)$$

Solving (11) and (12) and making use of (13), we get,

$$G_1(\eta) = 0. \quad (14)$$

and

$$\begin{aligned} H_1(\eta) = & \frac{1}{30} (1-S)(2+3S)\eta^2 - \frac{1}{30} (1-S)(3+7S)\eta^3 \\ & + \frac{1}{6} S(1-S)\eta^4 + \frac{1}{30} (1-S)^2 \eta^5. \end{aligned} \quad (15)$$

It may be noted that the zero and first order solutions do not involve the viscoelastic parameters α and K .

(iii) SECOND-ORDER SOLUTION

It can be easily seen that the equations determining the functions G_2 and H_2 have respectively the forms

$$G_2'' = (H_1 G_1' - H_1' G_0) + (\alpha + K) H_1' G_0', \quad (16)$$

and

$$H_2^{iv} = 0 , \quad (17)$$

to be solved under the boundary conditions

$$G_2(0) = G_2(1) = 0 ; H_2(0) = H_2(1) = H_2'(0) = H_2'(1) = 0 . \quad (18)$$

Thus we get,

$$\begin{aligned} G_2(\eta) = & \frac{1-S}{6300} (27 S^2 + 16 S - 8)\eta - \frac{S(1-S)}{90} (2 + sS)\eta^3 \\ & - \frac{1-S}{180} (1 - 4S - 12S^2)\eta^4 + \frac{1-S}{300} (3 + 4S - 17S^3)\eta^5 \\ & - \frac{1}{45} S(1-S)^2 \eta^6 - \frac{1}{315} (1-S)^3 \eta^7 \\ & + (\alpha + K) \left[\frac{(1-S)^2}{30} (2 + 3S)\eta^2 - \frac{(1-S)^2}{30} (3 + 7S)\eta^3 \right. \\ & \left. + \frac{1}{6} S(1-S)^2 \eta^4 + \frac{1}{30} (1-S)^3 \eta^5 \right] , \end{aligned} \quad (19)$$

and

$$H_2(\eta) = 0 . \quad (20)$$

(iv) THIRD-ORDER SOLUTION

Substituting from (5) into the equations (2) and (3), it may be easily verified that G_3 and H_3 satisfy the following equations respectively:

$$G_3^{*'} = 0 , \quad (21)$$

$$\begin{aligned} H_3^{iv} = & (H_1 H_1''' + 4G_0' G_2' + 4G_0' G_2) \\ & + \alpha (12G_0' G_2' + 12G_0' G_2 + H_1' H_1^{iv} + 2H_1' H_1''') \\ & + 2K (8G_0' G_2' + 8G_0' G_2 + H_1' H_1''' + \frac{1}{2} H_1' H_1^{iv} + \frac{1}{2} H_1 H_1^v) = 0 . \end{aligned} \quad (22)$$

Using the expressions for G_0 , G_2 and H_1 in the above equations and solving them under the prescribed boundary conditions on G_3 , H_3 and H_3' we find that, the third-order solution is given by,

$$G_3(\eta) = 0 \quad , \quad (23)$$

$$\begin{aligned} H_3(\eta) = & X_0 \eta^2 + X_1 \eta^3 + X_2 \eta^4 + X_3 \eta^5 \\ & + X_4 \eta^6 + X_5 \eta^7 + X_6 \eta^8 + X_7 \eta^9 \\ & + X_8 \eta^{10} + X_9 \eta^{11} \quad , \end{aligned} \quad (24)$$

where X_i , $i = 0$ to $i = 9$ are given by

$$\begin{aligned} X_0 = & - \left[\frac{S(1-S)}{226800} (461 - 922 S - 1219 S^2) + \frac{1-S}{2268000} (332 \right. \\ & - 1011 S + 2466 S^2 + 913 S^3) \left. \right] - \frac{\alpha(1-S)^2}{567000} (474 - 1713 S \\ & - 2361 S^2) - \frac{K(1-S)^2}{283500} (552 - 1059 S - 1743 S^2) \\ & + \frac{1}{3150} (\alpha + K) (3\alpha + 4K) (1-S)^3 (16 + 19S) \quad , \end{aligned} \quad (25)$$

$$\begin{aligned} X_1 = & \frac{S(1-S)}{226800} (856 - 1712S - 2504 S^2) + \frac{1-S}{2268000} (579 - 1277 S \\ & + 3117 S^2 + 1781 S^3) - \frac{\alpha(1-S)^2}{567000} (839 + 8072 S + 8189 S^2) \\ & - \frac{K(1-S)^2}{283500} (7 + 4636 S + 5257 S^2) + \frac{1}{3150} (\alpha + K) (3\alpha + 4K) (1-S)^4 \quad , \end{aligned} \quad (26)$$

$$\begin{aligned} X_2 = & - \frac{1}{4725} S(1-S)(8 - 16S - 27S^2) + \frac{(\alpha+K)}{900} (1-S)^2 (2+3S)(3+7S) \\ & - \frac{1}{90} (\alpha + K) (3\alpha + 4K) (1-S)^3 (2+3S) \quad , \end{aligned} \quad (27)$$

$$x_3 = -\frac{1}{94500}(1-s)^2(8-16s-27s^2) - \frac{1}{4500}(1-s)^2 [\alpha(27+106s + 117s^2) + K(27+86s+87s^2)] + \frac{(\alpha+K)(3\alpha+4K)}{150}(1-s)^3(3+7s), \quad (28)$$

$$x_4 = -\frac{1}{54000}(1-s)(2+3s)(3+4s+13s^2) + \frac{(1-s)^2}{2700} [\alpha(4+29s + 57s^2) + K(4+20s+36s^2)] - \frac{1}{45}(\alpha+K)(3\alpha+4K)s(1-s)^3, \quad (29)$$

$$x_5 = \frac{1}{378000}(1-s)(27+19s+161s^2+393s^3) + \frac{(1-s)^2}{315} \left[\frac{\alpha}{20}(3+4s-67s^2) - 2Ks^2 - (\alpha+K)(3\alpha+4K)(1-s)^2 \right], \quad (30)$$

$$x_6 = \frac{1}{151200}(1-s)(2+17s+20s^2-99s^3) - \frac{\alpha}{360}s(1-s)^3 - \frac{K}{630}s(1-s)^3, \quad (31)$$

$$x_7 = \frac{1}{453600}(1-s)^2(3+4s-107s^2) - \frac{(1-s)^4}{22680}(7\alpha+4K), \quad (32)$$

$$x_8 = -\frac{11}{226800}s(1-s)^3, \quad (33)$$

$$x_9 = -\frac{1}{226800}(1-s)^4. \quad (34)$$

Thus the components of the velocity field u, v and w have been computed to the third power of the Reynolds number R .

4. EFFECTS OF TRANSVERSE MAGNETIC FIELD ON THE FLOW FIELD: CASE OF ONE DISK HELD AT REST.

We now consider the problem of flow of a viscoelastic fluid when a constant magnetic field \bar{H}_0 is applied in a direction perpendicular to the discs. Making use of the steady state Maxwell's equations and adding the contributions due to Lorentz force in the equations of motion, it can be verified that the equations (2) and (3)

for the functions G and H are modified to have the following forms respectively:

$$\begin{aligned} G'' + R(H'G - HG') + \alpha R(H'G'' - H''G') \\ + KR(HG''' - H''G') - M^2G = 0 \quad , \end{aligned} \quad (35)$$

and

$$\begin{aligned} H^{iv} - R(HH''' + 4GG') + \alpha R(12G'G'' + H'H^{iv} + 2H''H''') \\ + 2KR(8G'G''' + H''H''' + \frac{1}{2}H'H^{iv} + \frac{1}{2}HH^v) - M^2H' = 0 \quad , \end{aligned} \quad (36)$$

where the Hartmann number M is defined as

$$M^2 = \frac{\mu_0^2 \bar{H}_0^2 d^2 \sigma}{\rho \phi_1} \quad .$$

In the above expression for M , μ_0 represents the magnetic permeability and σ the conductivity.

The boundary conditions satisfied by $G(\eta)$ and $H(\eta)$ in equations (35) and (36) are the same as in (4).

We shall now obtain solutions for the case of one disk at rest, namely, the case with $S = 0$. Once again treating Reynolds number R to be small, we expand the functions $G(\eta)$ and $H(\eta)$ in a series in R as was done in (5). The zeroth, first and the second order solutions are then given as follows:

(i) ZERO-ORDER SOLUTION

When $M \neq 0$, the equations for G_0 and H_0 are

$$G_0'' - M^2 G_0 = 0 \quad , \quad (37)$$

$$H_0^{iv} - M^2 H_0' = 0 \quad . \quad (38)$$

Solving (37) and (38) and using the boundary conditions (8), it can be easily seen that

$$G_0(\eta) = \frac{1}{\sinh M} \sinh(M\eta) \quad , \quad (39)$$

and

$$H_0(\eta) = 0 \quad . \quad (40)$$

(ii) FIRST-ORDER SOLUTION

The functions $G_1(\eta)$ and $H_1(\eta)$ satisfy the following equations:

$$G_1'' - M^2 G_1 = 0 \quad , \quad (41)$$

$$H_1^{iv} - M^2 H_1'' = 4G_0 G_0' - 4(3\alpha + 4K)G_0' G_0'' \quad . \quad (42)$$

Solving them under the boundary conditions (13), we get

$$G_1(\eta) = 0 \quad , \quad (43)$$

$$H_1(\eta) = C + D\eta + \frac{A}{M^2} \cosh(M\eta) + \frac{B}{M^2} \sinh(M\eta) + a_0 \sinh(2M\eta) \quad , \quad (44)$$

where

$$a_0 = \frac{1}{6M^3 \sinh^2 M} [1 - M^2(3\alpha + 4K)] \quad , \quad (45)$$

$$A = \frac{a_0}{b_0} M^2 [(1 - \cosh M) \sinh(2M) + 2(M \cosh M - \sinh M) \\ + 2(\sinh(M) - M) \cosh(2M)] \quad . \quad (46)$$

$$B = \frac{a_0}{b_0} M^2 [2(1 - \cosh 2M)(\cosh M - 1) - \sinh M(2M - \sinh 2M)] \quad , \quad (47)$$

$$C = \frac{a_0}{b_0} [(\cosh M - 1) \sinh 2M - 2(M \cosh M - \sinh M) \\ - 2 \cosh(2M)(\sinh M - M)] \quad , \quad (48)$$

$$D = \frac{a_0}{b_0} M [-\sinh(M) \sinh(2M) + 2(\cosh M - 1)(1 + \cosh 2M)] \quad , \quad (49)$$

and

$$b_0 = M \sinh(M) + 2(1 - \cosh M) . \quad (50)$$

(iii) SECOND-ORDER SOLUTION

The equation satisfied by $G_2(\eta)$ is

$$G_2'' - M^2 G_2 = (1 - M^2 K) H_1 G' - (1 + M^2 \alpha) H_1' G_0 + (\alpha + K) H_1' G_0' . \quad (51)$$

Solving (51) under the appropriate boundary conditions, we have

$$\begin{aligned} G_2(\eta) = & P_1 \{ \cosh(M\eta) - 1 \} + P_2 \sinh(M\eta) + P_3 \eta \cosh(M\eta) \\ & + P_4 (2C\eta + D\eta^2) \sinh(M\eta) + P_5 \sinh(3M\eta) , \end{aligned} \quad (52)$$

where P_1, P_2, P_3, P_4 and P_5 are given by

$$P_1 = \frac{A}{M^3 \sinh(M)} (1 + M^2 \alpha) , \quad (53)$$

$$\begin{aligned} P_2 = & \frac{P_1}{\sinh M} (1 - \cosh M) - \frac{\cosh M}{\sinh^2(M)} \left[-\frac{3a_0}{4} \{1 + M^2(2\alpha + K)\} \right. \\ & \left. - \frac{D}{4M} (3 - M^2 K) - \frac{MD\alpha}{2} \right] - \frac{2C+D}{4 \sinh M} (1 - M^2 K) \\ & + \frac{a_0 \sinh(3M)}{16M \sinh^2(M)} \{1 - M^2(3K + 2\alpha)\} , \end{aligned} \quad (54)$$

$$P_3 = \frac{1}{\sinh(M)} \left[-\frac{3a_0}{4} \{1 + M^2(2\alpha + K)\} - \frac{D}{4M} (3 - M^2 K) - \frac{MD\alpha}{2} \right] , \quad (55)$$

$$P_4 = \frac{1}{4 \sinh(M)} (1 - M^2 K) , \quad (56)$$

and

$$P_5 = -\frac{a_0}{16M \sinh(M)} \{1 - M^2(3K + 2\alpha)\} . \quad (57)$$

As for the case with $M = 0$, here also it can be verified that

$$M_2(\eta) = 0 \quad . \quad (58)$$

This completes the solution for the case of one disk at rest in the presence of transverse magnetic field. The solutions for the case $S \neq 0$ will be presented separately.

5. DISCUSSION OF THE RESULTS

(i) *lower disk held at rest or rotating faster than the upper disk:*

Throughout our discussion we have taken the values of the Reynolds number R to be $R = 0.2, 0.4, 0.6$ and 0.8 . For the sake of comparison, results are depicted for a classical viscous fluid ($\alpha = 0, K = 0$) and a typical viscoelastic fluid for which $\alpha = 0.1$ and $K = -0.05$.

Fig. 1 depicts the curves of H for a classical viscous fluid $\alpha = 0, K = 0$ for $S = 0$ and 5.0 . For the case $S = 0$, comparison is also made between the curves of H when the Hartmann number $M = 0$ and 1.0 . It is noted that when $S = 0$, the function H representing the axial velocity is always positive whether $M=0$ or 1.0 . The effect of the transverse magnetic field on the flow is to decrease the axial velocity for each value of the Reynolds number from $R = 0.2$ to $R = 0.8$. The profiles are nearly parabolic in character. When $S = 1$, the whole system undergoes a rigid body notation and as S increases further, the function M changes its sign. This may be observed from the curves depicting axial velocity profiles for $S = 5.0$ and $R=0.2, 0.4, 0.6$ and 0.8 in Fig. 1.

In Fig. 2, we have drawn the axial velocity profiles for a viscoelastic fluid $\alpha = 0.1, K = -0.05$ for $S = 0$ and 5.0 . The values of R are same as in Fig. 1. The character of the profiles is similar to those for a classical Newtonian fluid. It is interesting to note that in the presence of viscoelasticity in the fluid, the effect of transverse magnetic field is to decrease the axial velocity much more than for a Newtonian liquid. This may be easily observed from the curves of H for $M = 1.0$

and comparing them with the corresponding curves in Fig. 1 for $\alpha = 0$, $K = 0$. Here also for $S = 5.0$, i.e. when the lower disk rotates five times faster the upper disk, the axial velocity becomes completely negative.

Fig. 3 represents the curves for the function H' for $S = 0$ and $\alpha = 0.1$, $K = -0.05$. It may be recalled that the radial velocity is actually designated by $-H'$. For each value of the Reynolds number R from $R = 0.2$ to 0.8 , H' is positive in the lower half region whereas it is negative in the upper half region between the two disks. The increase in R gives rise to increase in H' in the lower half region. The reverse is true in the upper half region. Once again, it is observed that the presence of transverse magnetic field decreases H' for each R in the lower half region and that the reverse holds for the upper half region.

In Fig. 4, we have drawn the profiles of the function H' for $\alpha = 0.1$, $K = -0.05$ and $S = 5.0$. Comparing these curves with the corresponding curves for $S = 0$ in Fig. 4, we note that the flow field is reversed and now H' is negative in the lower half region whereas it is positive in the upper half region between the two disks.

Fig. 5 represents the curves of the transverse velocity function G for the case of lower disk held at rest i.e. $S = 0$, the fluid parameters being $\alpha = 0.1$, $K = -0.05$. Choosing the value of the Reynolds number $R = 0.2$, comparison is made for Hartmann number $M = 0$ and 1 . In the absence of magnetic field, G varies linearly from $G = 0$ at the lower disk to $G = 1$ at the upper disk. The transverse velocity is increased when magnetic field is applied as it is clear from the curve of G for $M = 1.0$. The situation is contrary in Fig. 6, which shows curves of G for $R = 0.4$ and $\alpha = 0.1$, $K = -0.05$, the lower disk rotating five times faster than the upper disk, G now decreases linearly between the two disks from $G = 5$ at the lower disk to $G = 1$ at the upper disk.

(ii) *Two disks rotating in opposite directions and with different angular velocities:*

We now discuss some results for a viscoelastic fluid $\alpha = 1$, $K = -0.05$ when the

two disks rotate in opposite directions and with different angular velocities i.e. S is non-zero negative.

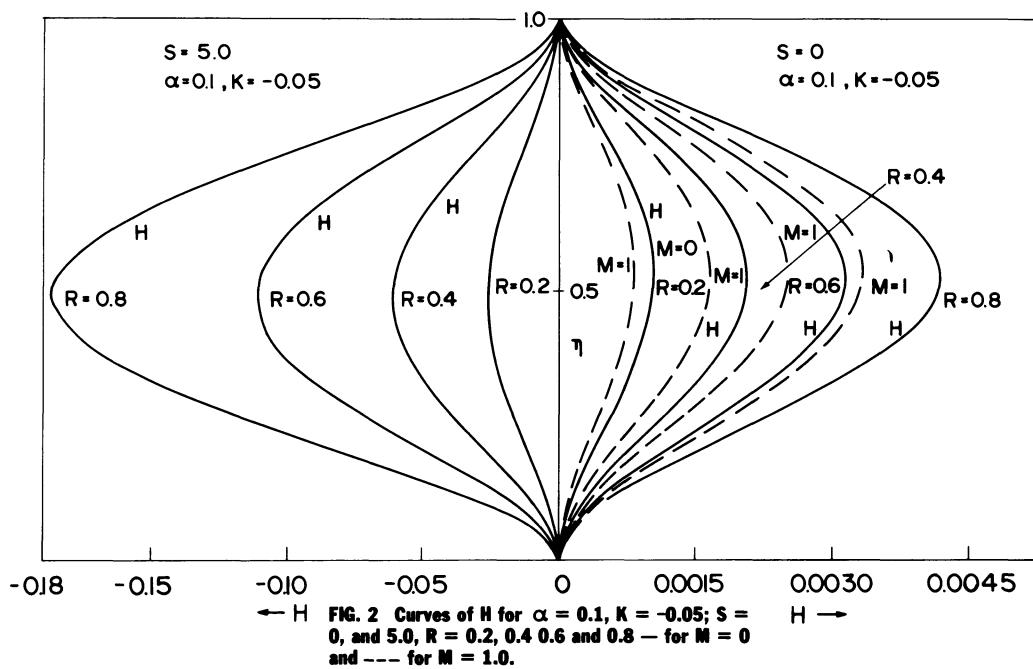
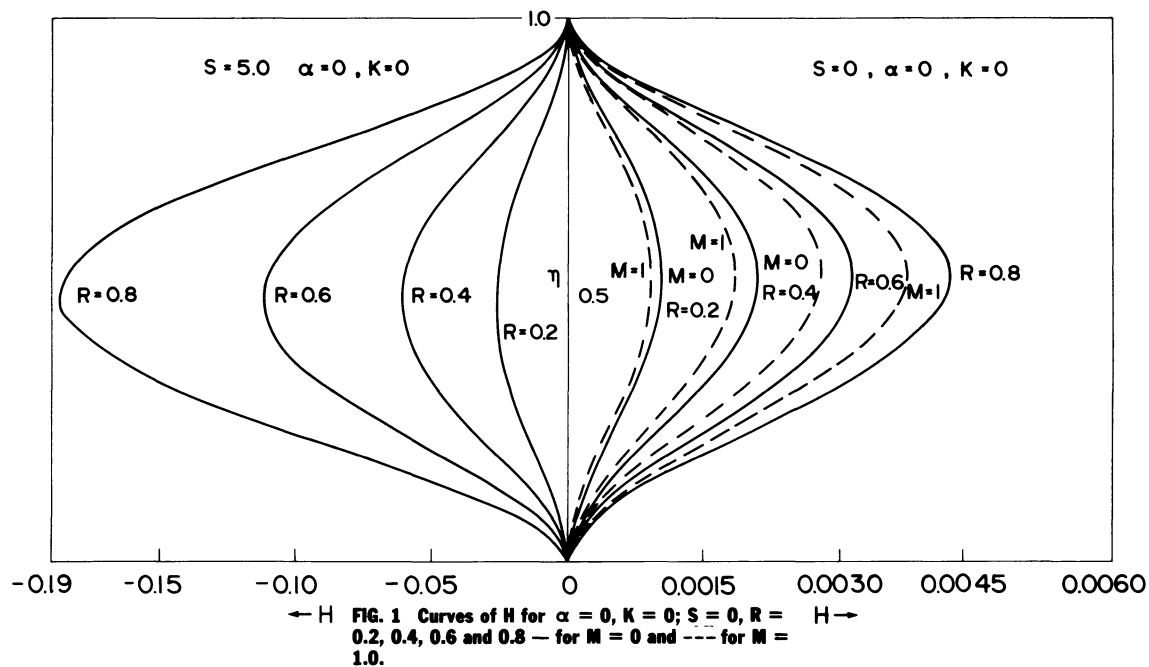
Fig. 7 depicts the curves of the axial velocity function H for $R = 0.2, 0.4, 0.6, 0.8$ and different negative values of S . When $S = -0.5$, H is completely positive and increases in the entire region with increase in R . However, when $S = -1.0$, i.e. when the two disks rotate with same angular velocity but in opposite senses, H is positive but only in the upper half region. In the lower half region, it takes negative values. They are not shown in the figure because of their extreme smallness. For $S = -0.5$, the region of positive H completely disappears and the axial velocity becomes negative in the entire region between the two disks. In this case, therefore H decreases with increase in R .

In Fig. 8, we have drawn the curves of H' for $S = -0.5$ and -1.0 . When $S = -0.5$, H' takes both positive and negative values. The point where H' vanishes lies in the upper half region ($\eta \approx 0.57$). The increase in R increases H' in the lower region and reverse is true for the upper region. The situation no longer remains so when $S = -1.0$. The flow region is now divided into three parts with the appearance of a central core in which H' is positive for all values of R considered. In the other two regions, one near the lower disk and the other near the upper disk, H' is negative. Thus for this case, we have two points where H' vanishes; one lies in the lower half plane whereas the other lies in the upper half plane.

From Fig. 9 showing the curves of H' for $S = -0.5$, we observe that the central core has disappeared. Now H' is negative in the lower region whereas it is positive in the upper region. The point where H' vanishes lies in the lower half plane. The increase in R causes increase in H' in the upper half region while the reverse is true for the lower half plane between the two disks.

Fig. 10 represents the graph for the function G depicting the transverse velocity for $R = 0.6$, $S = -5.0$ and $\alpha = 0.1$, $K = -0.05$. It is observed that G varies linearly from -5.0 at $\eta = 0$ to 1.0 at $\eta = 1.0$. This behaviour is similar to those for $S = 0$ as $S = 5.0$ in the absence of magnetic field.

The numerical computations were carried out on the University of Campinas PDP 10 computer.



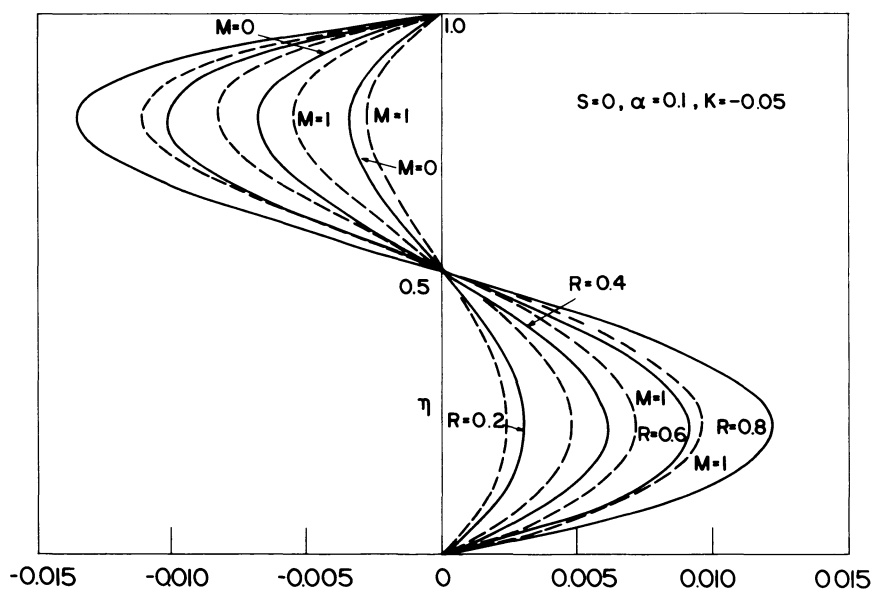


FIG. 3 Curves of H' for $\alpha = 0.1$, $K = -0.05$; $S = 0$, $R = 0.2, 0.4, 0.6$ and 0.8 — for $M = 0$ and --- for $M = 1.0$.

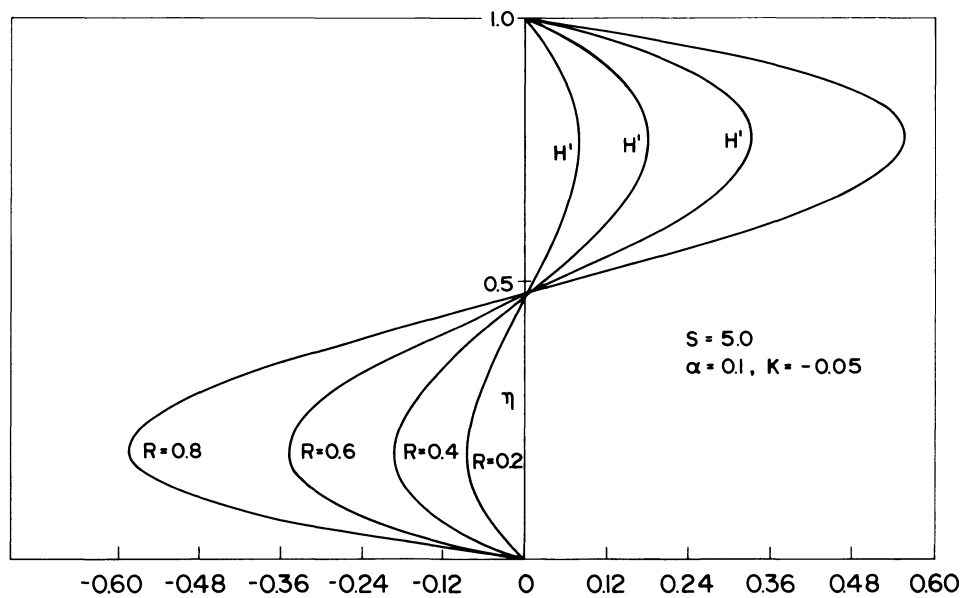


FIG. 4 Curves of H' for $\alpha = 0.1$, $K = -0.05$; $S = 5.0$, $R = 0.2, 0.4, 0.6$ and 0.8 .

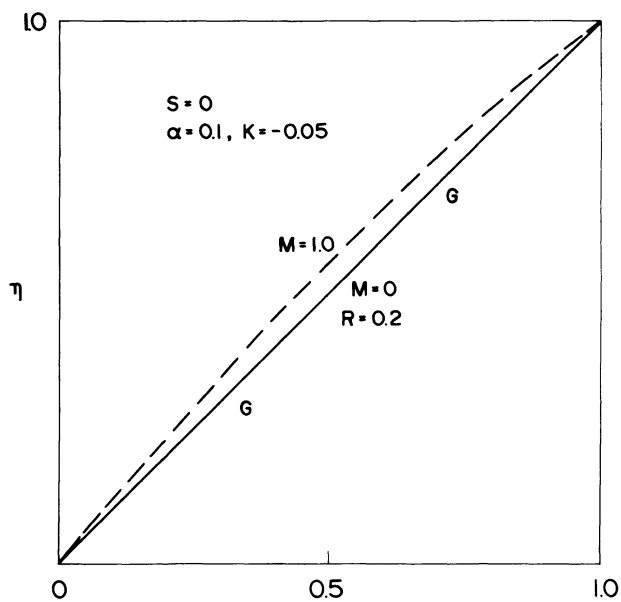


FIG. 5 Curves of G for $\alpha = 0.1, K = -0.05; S = 0$ and $R = 0.2$.
 — for $M = 0$ and --- for $M = 1.0$.

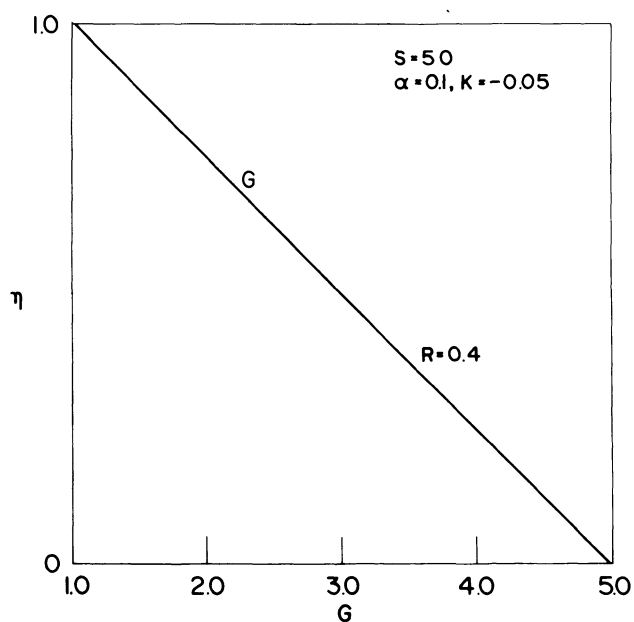
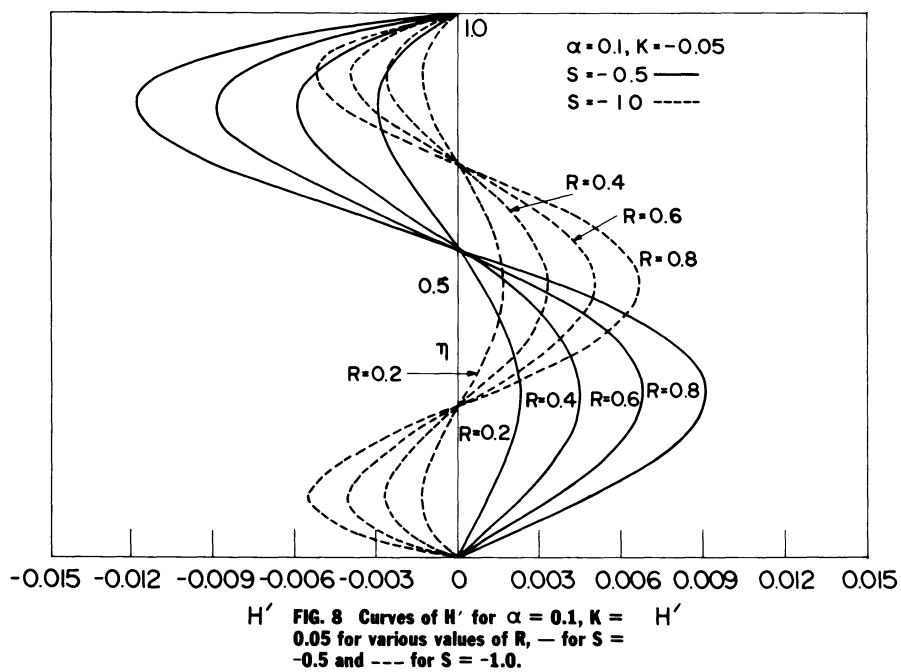
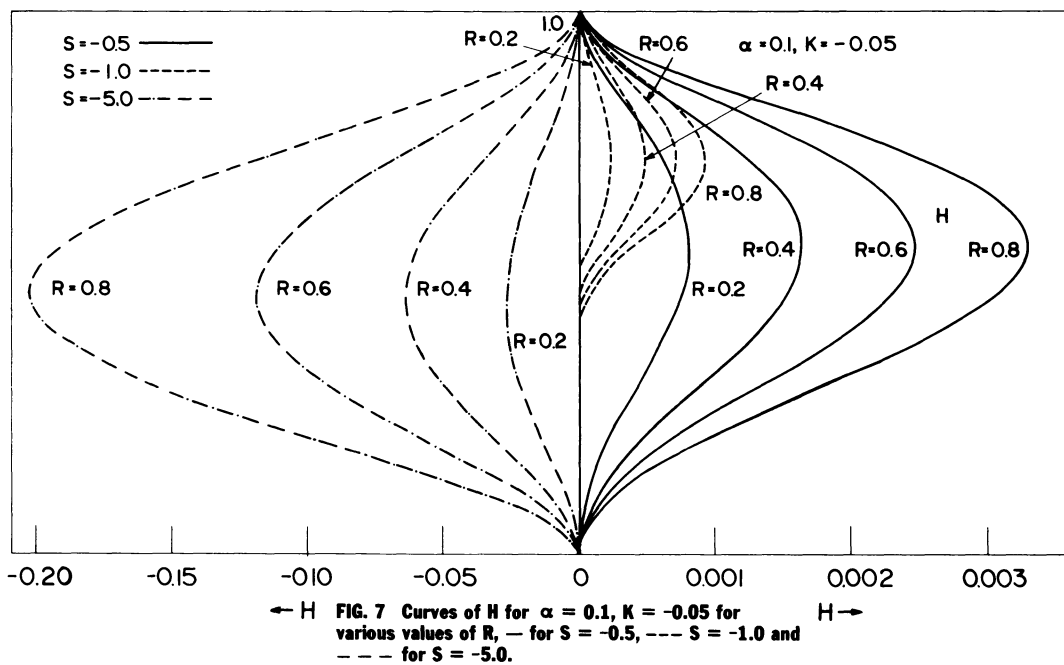
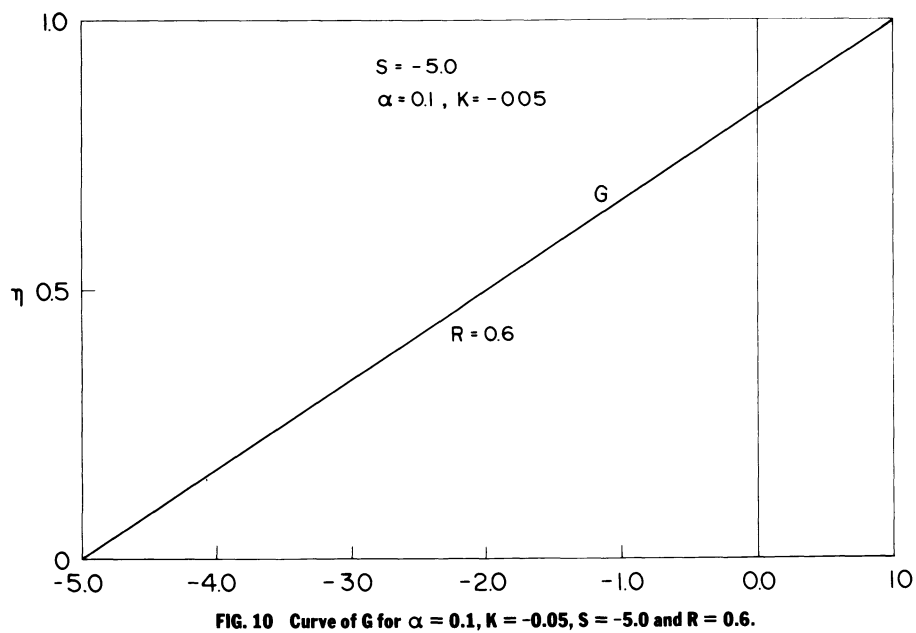
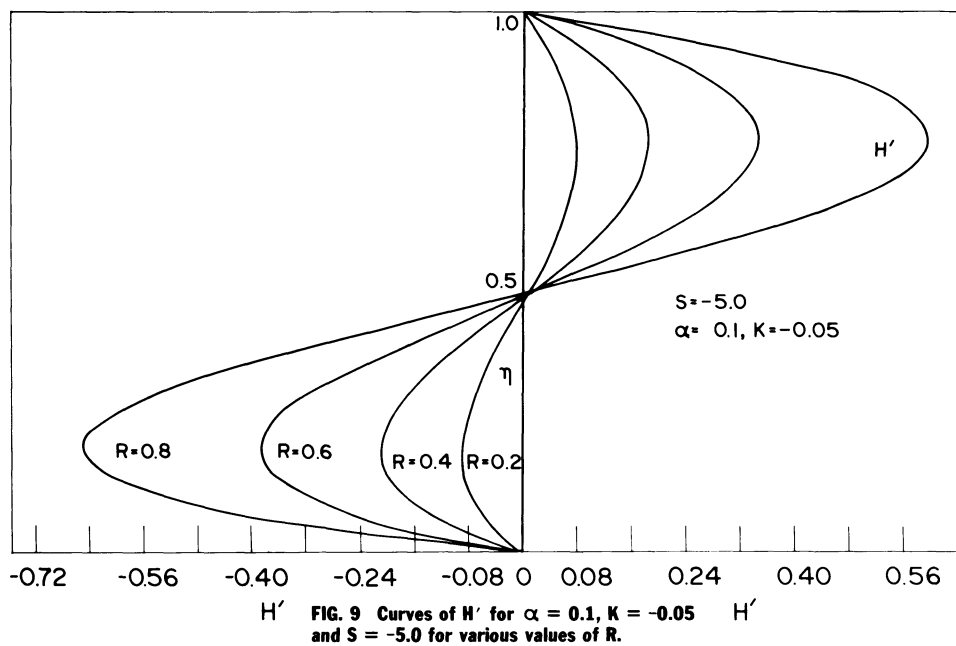


FIG. 6 Curves of G for $\alpha = 0.1, K = -0.05, S = 0.5$ and $R = 0.4$.





*The paper was presented at the IUTAM Symposium on Non-Newtonian fluid Mechanics held at Louvain-la-Neuve, Belgium from Aug. 28 to Sept. 1, 1978.

REFERENCES

- [1] Bhatnagar, R.K. and J.V. Zago. Numerical Investigations of Flow of a Visco-elastic fluid between Rotating Coaxial Disks, Rheologica Acta 17, (1978), 557-567.

Special Issue on Space Dynamics

Call for Papers

Space dynamics is a very general title that can accommodate a long list of activities. This kind of research started with the study of the motion of the stars and the planets back to the origin of astronomy, and nowadays it has a large list of topics. It is possible to make a division in two main categories: astronomy and astrodynamics. By astronomy, we can relate topics that deal with the motion of the planets, natural satellites, comets, and so forth. Many important topics of research nowadays are related to those subjects. By astrodynamics, we mean topics related to spaceflight dynamics.

It means topics where a satellite, a rocket, or any kind of man-made object is travelling in space governed by the gravitational forces of celestial bodies and/or forces generated by propulsion systems that are available in those objects. Many topics are related to orbit determination, propagation, and orbital maneuvers related to those spacecrafts. Several other topics that are related to this subject are numerical methods, nonlinear dynamics, chaos, and control.

The main objective of this Special Issue is to publish topics that are under study in one of those lines. The idea is to get the most recent researches and published them in a very short time, so we can give a step in order to help scientists and engineers that work in this field to be aware of actual research. All the published papers have to be peer reviewed, but in a fast and accurate way so that the topics are not outdated by the large speed that the information flows nowadays.

Before submission authors should carefully read over the journal's Author Guidelines, which are located at <http://www.hindawi.com/journals/mpe/guidelines.html>. Prospective authors should submit an electronic copy of their complete manuscript through the journal Manuscript Tracking System at <http://mts.hindawi.com/> according to the following timetable:

Manuscript Due	July 1, 2009
First Round of Reviews	October 1, 2009
Publication Date	January 1, 2010

Lead Guest Editor

Antonio F. Bertachini A. Prado, Instituto Nacional de Pesquisas Espaciais (INPE), São José dos Campos, 12227-010 São Paulo, Brazil; prado@dem.inpe.br

Guest Editors

Maria Cecilia Zanardi, São Paulo State University (UNESP), Guaratinguetá, 12516-410 São Paulo, Brazil; cecilia@feg.unesp.br

Tadashi Yokoyama, Universidade Estadual Paulista (UNESP), Rio Claro, 13506-900 São Paulo, Brazil; tadashi@rc.unesp.br

Silvia Maria Giuliatti Winter, São Paulo State University (UNESP), Guaratinguetá, 12516-410 São Paulo, Brazil; silvia@feg.unesp.br