

## ON HYPERGEOMETRIC GENERALIZED NEGATIVE BINOMIAL DISTRIBUTION

M. E. GHITANY, S. A. AL-AWADHI, and S. L. KALLA

Received 24 June 2001

It is shown that the hypergeometric generalized negative binomial distribution has moments of all positive orders, is overdispersed, skewed to the right, and leptokurtic. Also, a three-term recurrence relation for computing probabilities from the considered distribution is given. Application of the distribution to entomological field data is given and its goodness-of-fit is demonstrated.

2000 Mathematics Subject Classification: 62E15, 62F10.

**1. Introduction.** A certain mixture distribution arises when all (or some) parameters of a distribution vary according to some probability distribution, called the *mixing distribution*. A well-known example of discrete-type mixture distribution is the negative binomial distribution which can be obtained as a Poisson mixture with gamma mixing distribution.

Let  $X$  has a conditional Poisson distribution with parameter  $\lambda$ , that is,  $X$  has a conditional probability mass function (pmf)

$$f(x | \lambda) = P(X = x | \Lambda = \lambda) = \frac{\lambda^x}{x!} e^{-\lambda}, \quad x = 0, 1, \dots, \lambda > 0. \quad (1.1)$$

Now suppose that  $\Lambda$  is a continuous random variable with probability density function (pdf)

$$g(\lambda) = \frac{\alpha^a (\alpha + 1)^{p-a}}{\Gamma(p)} \lambda^{p-1} e^{-(\alpha+1)\lambda} {}_1F_1(a; p; \lambda), \quad \lambda > 0, a, p, \alpha > 0, \quad (1.2)$$

where

$${}_1F_1(a; b; z) = \sum_{n=0}^{\infty} \frac{(a)_n}{(b)_n} \frac{z^n}{n!} \quad (1.3)$$

is the confluent hypergeometric function, also denoted by  $M(a, b, z)$ , see Abramowitz and Stegun [1]. Here,  $(a)_n$  denotes the *Pochhammer's symbol*:

$$(a)_0 = 1, \quad (a)_n = a(a+1) \cdots (a+n-1), \quad n = 1, 2, \dots \quad (1.4)$$

and  $(a)_n = \Gamma(a+n)/\Gamma(a)$  for  $a > 0$  where  $\Gamma(\cdot)$  denotes the gamma function.

Bhattacharya [2] showed that the unconditional pmf of  $X$ , that is,

$$f(x) = P(X = x) = \int_0^{\infty} f(x | \lambda) g(\lambda) d\lambda \quad (1.5)$$

is given by

$$f(x) = \frac{\alpha^a(\alpha+1)^{p-a}(p)_x}{x!(\alpha+2)^{x+p}} {}_2F_1\left(a, x+p; p; \frac{1}{\alpha+2}\right), \quad x = 0, 1, 2, \dots, \quad (1.6)$$

where

$${}_2F_1(a, b; c; z) = \sum_{n=0}^{\infty} \frac{(a)_n (b)_n}{(c)_n} \frac{z^n}{n!} \quad (1.7)$$

is the *hypergeometric function*, also denoted by  $F(a, b; c; z)$ , see Abramowitz and Stegun [1].

We use the notation  $\text{HGNB}(\alpha, a, p)$  to denote the *hypergeometric generalized negative binomial* distribution with pmf (1.6).

**SPECIAL CASES.** (i) If  $a = p$ , then, using [1, formula (15.1.8), page 556],

$${}_2F_1(a, b; a; z) = {}_2F_1(b, a; a; z) = (1-z)^{-b}, \quad (1.8)$$

with  $b = x + a$  and  $z = 1/(\alpha + 2)$ , (1.6) reduces to

$$f(x) = \frac{(a)_x}{x!} \left(\frac{\alpha}{\alpha+1}\right)^a \left(1 - \frac{\alpha}{\alpha+1}\right)^x, \quad x = 0, 1, 2, \dots \quad (1.9)$$

which is the pmf of negative binomial distribution with parameters  $a > 0$  and success probability  $\theta = \alpha/(\alpha+1) \in (0, 1)$ .

(ii) If  $a = 2$ ,  $p = 1$ , then, see the appendix, using the relation

$${}_2F_1(2, b; 1; z) = (1-z)^{-b} \left(1 - \frac{bz}{z-1}\right), \quad (1.10)$$

with  $b = x + 1$  and  $z = 1/(\alpha + 2)$ , (1.6) reduces to

$$f(x) = \alpha^2 \frac{x + \alpha + 2}{(\alpha + 1)^{x+3}}, \quad x = 0, 1, 2, \dots \quad (1.11)$$

which is the pmf of Poisson-Lindley distribution with parameter  $\alpha$  considered by Sankaran [7].

(iii) If  $a = 1$ ,  $p = 2$ , then, see the appendix, using the relation

$${}_2F_1(1, n+2; 2; z) = \frac{1}{(n+1)z} \left[(1-z)^{-(n+1)} - 1\right], \quad n = 0, 1, 2, \dots, \quad (1.12)$$

with  $n = x$  and  $z = 1/(\alpha + 2)$ , (1.6) reduces to

$$f(x) = \alpha(\alpha+1) \left[ \frac{1}{(\alpha+1)^{x+1}} - \frac{1}{(\alpha+2)^{x+1}} \right], \quad x = 0, 1, 2, \dots \quad (1.13)$$

which is the pmf of a generalized mixture of two geometric distributions with success probabilities  $\theta_1 = 1/(\alpha+1)$  and  $\theta_2 = 1/(\alpha+2)$ , respectively.

The negative binomial distribution provides a more flexible alternative to the Poisson distribution particularly when the variance of the data is significantly larger than the mean. Johnson et al., [4, Chapter 5], provides a comprehensive survey of the applications and generalizations/extensions of the negative binomial distributions.

The discrete Poisson-Lindley distribution was shown by Sankaran [7] to provide, for particular data sets, better fit than other discrete distributions such as negative binomial, Poisson and Hermite distributions. Yet, no attempt has been made to study the properties of this distribution analytically.

The aim of this paper is to investigate some important properties of the hypergeometric generalized negative binomial distribution. These include existence of moments as well as properties of statistical measures such as the index of dispersion, skewness, and kurtosis. Also, a recurrence relation for calculating probabilities from the considered distribution is given. Finally, the distribution is fitted to entomological field data and its goodness-of-fit is demonstrated.

**2. Moments and associated measures.** We start this section by showing that the HGNB distribution has moments of all positive orders.

**THEOREM 2.1.** *For all  $\alpha, a, p > 0$ , the  $\text{HGNB}(\alpha, a, p)$  distribution has moments of all positive orders*

$$\mu'_r = E(X^r) = \sum_{n=0}^r S(r, n) \frac{(p)_n}{(\alpha+1)^n} {}_2F_1\left(a, -n; p; -\frac{1}{\alpha}\right) \quad r = 1, 2, \dots, \quad (2.1)$$

where  $S(r, n)$  are the Stirling numbers of the second kind

$$S(r, n) = \frac{1}{n!} \sum_{i=0}^n \binom{n}{i} (-1)^i (n-i)^r. \quad (2.2)$$

**PROOF.** Since  $X | \Lambda = \lambda$  has a Poisson distribution with parameter  $\lambda$ , then

$$E[X(X-1) \cdots (X-n+1) | \Lambda = \lambda] = \lambda^n. \quad (2.3)$$

Hence, the factorial moments of  $X$ , that is,  $\mu'_{[n]} = E[X(X-1) \cdots (X-n+1)]$ , are given by

$$\mu'_{[n]} = E\{E[X(X-1) \cdots (X-n+1) | \Lambda]\} = E\{\Lambda^n\}. \quad (2.4)$$

Making use of the following integral, see Erdély [3],

$$\int_0^\infty e^{-st} t^{b-1} {}_1F_1(a; c; qt) dt = \frac{\Gamma(b)}{s^b} {}_2F_1\left(a, b; c; \frac{q}{s}\right), \quad (2.5)$$

provided  $\text{Re } b, \text{Re } s > 0$ ,  $\text{Re } s > \text{Re } q$ ,  $|s| > |q|$ , we obtain

$$\begin{aligned} E\{\Lambda^n\} &= \frac{\alpha^a (\alpha+1)^{p-a}}{\Gamma(p)} \int_0^\infty \lambda^{n+p-1} e^{-(\alpha+1)\lambda} {}_1F_1(a; p; \lambda) d\lambda \\ &= \frac{\alpha^a (p)_n}{(\alpha+1)^{n+a}} {}_2F_1\left(a, n+p; p; \frac{1}{\alpha+1}\right). \end{aligned} \quad (2.6)$$

Now using [1, formula (15.3.4), page 559]:

$${}_2F_1(a, b; c; z) = (1 - z)^{-a} {}_2F_1\left(a, c - b; c; \frac{z}{z - 1}\right), \quad (2.7)$$

with  $b = n + p$ ,  $c = p$ ,  $z = 1/(\alpha + 1)$ , and the definition of hypergeometric function, respectively, we obtain

$$\mu'_{[n]} = \frac{(p)_n}{(\alpha + 1)^n} {}_2F_1\left(a, -n; p; -\frac{1}{\alpha}\right) = \frac{(p)_n}{(\alpha + 1)^n} \sum_{k=0}^n \frac{(a)_k (-n)_k}{(p)_k} \frac{(-1/\alpha)^k}{k!}, \quad (2.8)$$

which is finite.

Finally, since  $S(r, n)$ ,  $n = 0, 1, \dots, r$ , are finite and  $\mu'_r = \sum_{n=0}^r S(r, n) \mu'_{[n]}$ , the theorem follows.  $\square$

**SPECIAL CASES.** (i) If  $a = p$ , then, using (1.8) with  $b = -n$  and  $z = -1/\alpha$ , (2.1) reduces to

$$\mu'_r = \sum_{n=0}^r S(r, n) \frac{(a)_n}{\alpha^n} \quad (2.9)$$

which is the  $r$ th moment of the negative binomial distribution with pmf (1.9).

(ii) If  $a = 2$ ,  $p = 1$ , then, using (1.10) with  $b = -n$  and  $z = -1/\alpha$ , (2.1) reduces to

$$\mu'_r = \sum_{n=0}^r S(r, n) n! \frac{n + \alpha + 1}{(\alpha + 1) \alpha^n} \quad (2.10)$$

which is the  $r$ th moment of the Poisson-Lindley distribution with pmf (1.11).

(iii) If  $a = 1$ ,  $p = 2$ , then, see the appendix, using the relation

$${}_2F_1(-n, 1; 2; z) = -\frac{n!}{(2)_n z} [(1 - z)^{n+1} - 1], \quad n = 0, 1, 2, \dots \quad (2.11)$$

with  $z = -1/\alpha$ , (2.1) reduces to

$$\mu'_r = \sum_{n=0}^r S(r, n) n! \left[ \frac{\alpha + 1}{\alpha^n} - \frac{\alpha}{(\alpha + 1)^n} \right] \quad (2.12)$$

which is the  $r$ th moment of the generalized mixture of geometric distributions with pmf (1.13).

**THEOREM 2.2.** For all  $a, p, \alpha > 0$ , the  $\text{HGNB}(\alpha, a, p)$  distribution is overdispersed, skewed to the right, and leptokurtic.

**PROOF.** The characteristic function of  $X \sim \text{HGNB}(\alpha, a, p)$ , see [2, page 28], is given by

$$\psi_X(t) = E\{e^{itX}\} = \frac{(1 - (e^{it} - 1)/(\alpha + 1))^{a-p}}{(1 - (e^{it} - 1)/\alpha)^a}, \quad i = \sqrt{-1}, \quad -\infty < t < \infty. \quad (2.13)$$

Using the cumulant generating function  $K_X(t) = \ln[\psi_X(t)]$ , the  $r$ th cumulant of  $X$  is given by  $\kappa_r = i^{-r} (d^r/dt^r) K_X(0)$ . Therefore, the first four cumulants of  $X$ , respectively,

are given by

$$\begin{aligned}\kappa_1 &= \frac{a+p\alpha}{\alpha(\alpha+1)}, \\ \kappa_2 &= \frac{a(\alpha+1)^3 - (a-p)\alpha^2(\alpha+2)}{\alpha^2(\alpha+1)^2}, \\ \kappa_3 &= \frac{a(\alpha+1)^4(\alpha+2) - (a-p)\alpha^3(\alpha+2)(\alpha+3)}{\alpha^3(\alpha+1)^3}, \\ \kappa_4 &= \frac{a(\alpha+1)^5[(\alpha+3)^2-3] - (a-p)\alpha^4(\alpha+2)[(\alpha+4)^2-3]}{\alpha^4(\alpha+1)^4}.\end{aligned}\quad (2.14)$$

Recall that the index of dispersion (ID), skewness ( $\sqrt{\beta_1}$ ), and kurtosis ( $\beta_2$ ) of  $X$ , respectively, are given by

$$\text{ID} = \frac{\kappa_2}{\kappa_1}, \quad \sqrt{\beta_1} = \frac{\kappa_3}{\sqrt{\kappa_2^3}}, \quad \beta_2 = 3 + \frac{\kappa_4}{\kappa_2^2}.\quad (2.15)$$

It follows that

$$\begin{aligned}\text{ID} &= \frac{a(\alpha+1)^3 - (a-p)\alpha^2(\alpha+2)}{\alpha(\alpha+1)(a+p\alpha)} > 1, \\ \sqrt{\beta_1} &= \frac{a(\alpha+1)^4(\alpha+2) - (a-p)\alpha^3(\alpha+2)(\alpha+3)}{[a(\alpha+1)^3 - (a-p)\alpha^2(\alpha+2)]^{3/2}} > 0, \\ \beta_2 &= 3 + \frac{a(\alpha+1)^5[(\alpha+3)^2-3] - (a-p)\alpha^4(\alpha+2)[(\alpha+4)^2-3]}{[a(\alpha+1)^3 - (a-p)\alpha^2(\alpha+2)]^2} > 3,\end{aligned}\quad (2.16)$$

proving the theorem.  $\square$

**REMARKS.** (i) If  $a = p$ , the index of dispersion does not depend on  $a$  while the skewness and kurtosis depend on  $a$ .

(ii) Expressions for the index of dispersion, skewness and kurtosis for the negative binomial distribution with pmf (1.9), Poisson-Lindley with pmf (1.11) and generalized mixture of geometric distributions with pmf (1.13), respectively, are obtained when  $(a, p) \equiv (a, a), (2, 1), (1, 2)$ .

Figures 3.1, 3.2, and 3.3, respectively, show the index of dispersion, skewness, and kurtosis of the HGNB(1,  $a, p$ ) distribution for selected values of  $a$  and  $p$ .

**3. Recurrence relation.** The following theorem provides a recurrence relation for calculating probabilities.

**THEOREM 3.1.** For all  $\alpha, a, p > 0$ , the HGNB( $\alpha, a, p$ ) distribution satisfies the recurrence relation

$$(x+1)f(x+1) = \left(\frac{a+x}{\alpha+1} + \frac{p+x-a}{\alpha+2}\right)f(x) - \frac{p+x-1}{(\alpha+1)(\alpha+2)}f(x-1),\quad (3.1)$$

where

$$f(-1) = 0, \quad f(0) = \left(\frac{\alpha}{\alpha+1}\right)^a \left(\frac{\alpha+1}{\alpha+2}\right)^{p-a}.\quad (3.2)$$

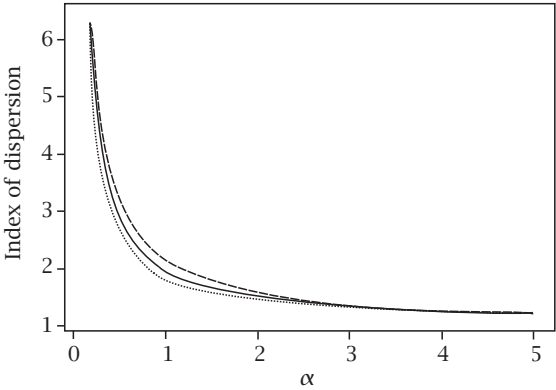


FIGURE 3.1. The index of dispersion of the  $HGNB(\alpha, a, p)$  distribution when  $(a, p) \equiv (a, a)$  (—),  $(1, 2)$  ( $\cdots$ ),  $(2, 1)$  (---).

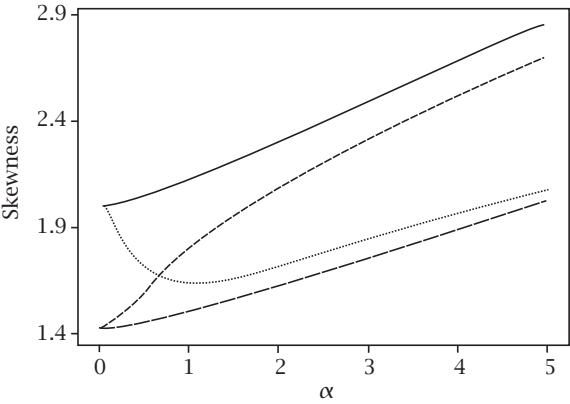


FIGURE 3.2. The coefficient of skewness of the  $HGNB(\alpha, a, p)$  distribution when  $(a, p) \equiv (1, 1)$  (—),  $(1, 2)$  ( $\cdots$ ),  $(2, 1)$  (---),  $(2, 2)$  (-.-).

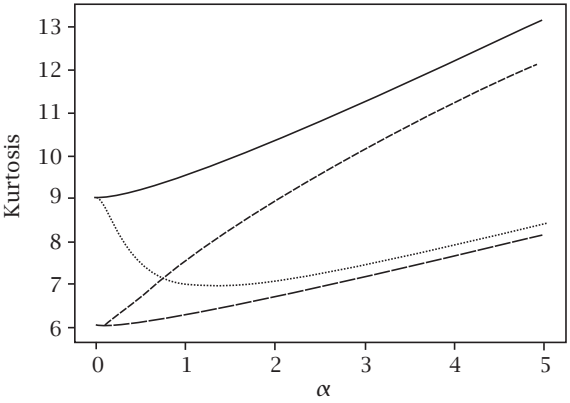


FIGURE 3.3. The coefficient of kurtosis of the  $HGNB(\alpha, a, p)$  distribution when  $(a, p) \equiv (1, 1)$  (—),  $(1, 2)$  ( $\cdots$ ),  $(2, 1)$  (---),  $(2, 2)$  (-.-).

**PROOF.** Using [1, formula (15.2.11), page 558]:

$$(c-b) {}_2F_1(a, b-1; c; z) + (2b-c-bz+az) {}_2F_1(a, b; c; z) + b(z-1) {}_2F_1(a, b+1; c; z) = 0. \quad (3.3)$$

Hence, for  $b = p+x$ ,  $c = p$  and  $z \neq 1$ , we obtain

$$(p+x) {}_2F_1(a, p+x+1; p; z) = \left( \frac{a+x}{1-z} + p+x-a \right) {}_2F_1(a, p+x; p; z) - \frac{x}{1-z} {}_2F_1(a, p+x-1; p; z). \quad (3.4)$$

Rewrite  $f(x)$ , given by (1.6), as

$$f(x) = v(x) {}_2F_1(a, p+x; p; y), \quad x = 0, 1, 2, \dots, \quad (3.5)$$

where

$$v(x) = (1-2y)^a (1-y)^{p-a} \frac{(p)_x y^x}{x!}, \quad y = \frac{1}{\alpha+2}. \quad (3.6)$$

It follows that

$$f(1) = \left( \frac{a}{\alpha+1} + \frac{p-a}{\alpha+2} \right) f(0). \quad (3.7)$$

Using the relations

$$\frac{x+1}{p+x} v(x+1) = y v(x) = y^2 \frac{p+x-1}{x} v(x-1), \quad x = 1, 2, \dots \quad (3.8)$$

and (3.4), (3.5), and (3.6), we obtain, for  $x = 1, 2, \dots$ ,

$$\begin{aligned} (x+1)f(x+1) &= (x+1)v(x+1) {}_2F_1(a, p+x+1; p; y) \\ &= \left( \frac{a+x}{1-y} + p+x-a \right) y v(x) {}_2F_1(a, p+x; p; y) \\ &\quad - \frac{y^2}{1-y} (p+x-1) v(x-1) {}_2F_1(a, p+x-1; p; y) \\ &= \left( \frac{a+x}{1-y} + p+x-a \right) y f(x) - \frac{y^2}{1-y} (p+x-1) f(x-1). \end{aligned} \quad (3.9)$$

Since  $y = 1/(\alpha+2)$  and  $1-y = (\alpha+1)/(\alpha+2)$ , the theorem is proved.  $\square$

Table 4.1 shows the values of  $f(x)$  of HGNB(1,  $a, p$ ) using the above recurrence relation when  $(a, p) \equiv (1, 1), (1, 2), (2, 1), (2, 2)$ .

**4. Application.** Table 4.2 shows the frequency distribution of European corn borer larvae *Pyrausta nubilalis* (Hnb.) in field corn, reported by McGuire et al. [5]. They showed that this frequency distribution is best fitted by the negative binomial distribution as compared to Neyman type A distribution and Poisson binomial distribution.

TABLE 4.1. Calculating  $f(x)$  of HGNB(1,  $a, p$ ) using the recurrence relation (3.1).

$x$	$f(x)$				
	$(a,p) \equiv$	(1,1)	(1,2)	(2,1)	(2,2)
0		0.500000	0.333333	0.375000	0.250000
1		0.250000	0.277778	0.250000	0.187500
2		0.125000	0.175926	0.156250	0.125000
3		0.062500	0.100309	0.093750	0.078125
4		0.031250	0.054270	0.054688	0.046875
5		0.015625	0.028565	0.031250	0.027344
6		0.007813	0.014711	0.017578	0.015625
7		0.003906	0.007508	0.009766	0.008789
8		0.001953	0.003805	0.005371	0.004883
9		0.000977	0.001919	0.002930	0.002686
10		0.000488	0.000965	0.001587	0.001465

In the following, the HGNB( $\alpha, a, p$ ) distribution is fitted to this data. The method of moments estimators of  $\alpha$ ,  $a$ ,  $p$ , respectively, are given by  $\hat{\alpha} = 5.550266 \times 10^{-4}$ ,  $\hat{a} = 8.46876 \times 10^{-8}$ ,  $\hat{p} = 5.2342$ .

In calculating the chi-square statistic  $\chi^2 = \sum_{i=1}^m (o_i - e_i)^2 / e_i$ , where  $o_i(e_i)$  are the observed (expected) frequencies,  $m = 13$  after combining the observed (expected) frequencies corresponding to counts 12 to 25, as did McGuire et al. [5], that is,  $o_{13} = 15$  and  $e_{13} = 14.87(14.55)$  for NB (HGNB). Also, the degrees of freedom are given by  $m - t - 1$  where  $t = 2(3)$  is the number of estimated parameters for NB (HGNB).

From Table 4.2, we observe that fitting the HGNB distribution gives an improvement over fitting the NB distribution as judged by the chi-square value.

**Appendix.** In the following, we make use of the following well-known relations of hypergeometric functions:

$${}_2F_1(a, b; c; z) = (1 - z)^{-b} {}_2F_1\left(c - a, b; c; \frac{z}{z - 1}\right). \quad (\text{A.1})$$

(see [1, formula (15.3.5), page 559])

$${}_2F_1(-n, 1; m; z) = -\frac{n!(z-1)^{m-2}}{(m)_n z^{m-1}} \left[ (1-z)^{n+1} - \sum_{k=0}^{m-2} \frac{(n+1)_k}{k!} \left(\frac{z}{z-1}\right)^k \right], \quad (\text{A.2})$$

where  $n = 0, 1, 2, \dots$ ,  $m = 1, 2, \dots$ , and for  $m = 1$  the sum on the right-hand side is 0 (see [6, formula (179), page 466]).

**PROOF OF (1.10).** Using (A.1) with  $a = 2$ ,  $c = 1$ , and the definition of the hypergeometric function, respectively, we obtain

$${}_2F_1(2, b; 1; z) = (1 - z)^{-b} {}_2F_1\left(-1, b; 1; \frac{z}{z - 1}\right) = (1 - z)^{-b} \left(1 - \frac{bz}{z - 1}\right). \quad (\text{A.3})$$

□



TABLE 4.2. Fitting negative binomial (NB) and hypergeometric generalized negative binomial (HGNB) distributions to the frequency distribution of European corn borer larvae *Pyrausta nubilalis* (Hnb.) in field corn.

Count per plot	Observed frequency	Expected frequency	
$x_i$	$o_i$		
		NB	HGNB
0	10	8.92	8.62
1	18	22.96	22.54
2	39	35.37	35.14
3	33	42.32	42.36
4	42	43.34	43.59
5	56	39.92	40.24
6	36	34.01	34.31
7	26	27.31	27.52
8	19	20.92	21.04
9	19	15.42	15.46
10	7	11.02	11.00
11	4	7.66	7.62
12	4	5.21	5.15
13	4	3.47	3.41
14	2	2.27	2.22
15	1	1.47	1.42
16	2	0.94	0.90
17	1	0.59	0.56
18	0	0.20	0.35
19	0	0.12	0.21
20	0	0.08	0.13
21	0	0.05	0.08
22	0	0.03	0.05
23	0	0.02	0.03
24	0	0.01	0.02
25	1	0.41	0.02
Total	324	324	324
$\chi^2$		14.55	14.23
df		10	9
$P$ -value		0.149	0.114

**PROOF OF (1.12).** Using (A.1) with  $a = n + 2$ ,  $b = 1$ ,  $c = 2$ , and (A.2) with  $m = 2$ , respectively, we obtain

$$\begin{aligned}
 {}_2F_1(1, n+2; 2; z) &= {}_2F_1(n+2, 1; 2; z) \\
 &= (1-z)^{-1} {}_2F_1\left(-n, 1; 2; \frac{z}{z-1}\right)
 \end{aligned}$$

$$\begin{aligned}
 &= (1-z)^{-1} \frac{-1}{(n+1)(z/(z-1))} \left[ \left(1 - \frac{z}{z-1}\right)^{n+1} - 1 \right] \\
 &= \frac{1}{(n+1)z} [(1-z)^{-(n+1)} - 1].
 \end{aligned}
 \tag{A.4}$$

□

**PROOF OF (2.11).** Using (A.2) with  $m = 2$ , we obtain

$${}_2F_1(-n, 1; 2; z) = -\frac{n!}{(2)_n z} [(1-z)^{n+1} - 1]. \tag{A.5}$$

□

### REFERENCES

- [1] M. Abramowitz and I. Stegun, *Handbook of Mathematical Functions*, 2nd ed., Dover, New York, 1972.
- [2] S. K. Bhattacharya, *Confluent hypergeometric distributions of discrete and continuous type with applications to accident proneness*, Calcutta Statist. Assoc. Bull. **15** (1966), 20-31.
- [3] A. Erdélyi, *Higher Transcendental Functions*, vol. I, McGraw-Hill, New York, 1953.
- [4] N. L. Johnson, S. Kotz, and A. W. Kemp, *Univariate Discrete Distributions*, 2nd ed., John Wiley & Sons, New York, 1992.
- [5] J. U. McGuire, T. A. Brindley, and T. A. Bancroft, *The distribution of European corn borer larval *Pyrausta nubilalis* (Hbn.) in field corn*, Biometrics **13** (1957), 65-78.
- [6] A. P. Prudnikov, Yu. A. Brychkov, and O. I. Marichev, *Integrals and Series*, vol. 4, Gordon and Breach Science Publishers, New York, 1992.
- [7] M. Sankaran, *The discrete Poisson-Lindley distribution*, Biometrics **26** (1970), 145-149.

M. E. GHITANY AND S. A. AL-AWADHI: DEPARTMENT OF STATISTICS AND OPERATIONS RESEARCH, FACULTY OF SCIENCE, KUWAIT UNIVERSITY, P.O. BOX 5969, SAFAT 13060, KUWAIT

S. L. KALLA: DEPARTMENT OF MATHEMATICS AND COMPUTER SCIENCE, FACULTY OF SCIENCE, KUWAIT UNIVERSITY, P.O. BOX 5969, SAFAT 13060, KUWAIT

## Special Issue on Modeling Experimental Nonlinear Dynamics and Chaotic Scenarios

### Call for Papers

Thinking about nonlinearity in engineering areas, up to the 70s, was focused on intentionally built nonlinear parts in order to improve the operational characteristics of a device or system. Keying, saturation, hysteretic phenomena, and dead zones were added to existing devices increasing their behavior diversity and precision. In this context, an intrinsic nonlinearity was treated just as a linear approximation, around equilibrium points.

Inspired on the rediscovering of the richness of nonlinear and chaotic phenomena, engineers started using analytical tools from “Qualitative Theory of Differential Equations,” allowing more precise analysis and synthesis, in order to produce new vital products and services. Bifurcation theory, dynamical systems and chaos started to be part of the mandatory set of tools for design engineers.

This proposed special edition of the *Mathematical Problems in Engineering* aims to provide a picture of the importance of the bifurcation theory, relating it with nonlinear and chaotic dynamics for natural and engineered systems. Ideas of how this dynamics can be captured through precisely tailored real and numerical experiments and understanding by the combination of specific tools that associate dynamical system theory and geometric tools in a very clever, sophisticated, and at the same time simple and unique analytical environment are the subject of this issue, allowing new methods to design high-precision devices and equipment.

Authors should follow the Mathematical Problems in Engineering manuscript format described at <http://www.hindawi.com/journals/mpe/>. Prospective authors should submit an electronic copy of their complete manuscript through the journal Manuscript Tracking System at <http://mts.hindawi.com/> according to the following timetable:

Manuscript Due	December 1, 2008
First Round of Reviews	March 1, 2009
Publication Date	June 1, 2009

### Guest Editors

**José Roberto Castilho Piqueira**, Telecommunication and Control Engineering Department, Polytechnic School, The University of São Paulo, 05508-970 São Paulo, Brazil; [piqueira@lac.usp.br](mailto:piqueira@lac.usp.br)

**Elbert E. Neher Macau**, Laboratório Associado de Matemática Aplicada e Computação (LAC), Instituto Nacional de Pesquisas Espaciais (INPE), São José dos Campos, 12227-010 São Paulo, Brazil ; [elbert@lac.inpe.br](mailto:elbert@lac.inpe.br)

**Celso Grebogi**, Center for Applied Dynamics Research, King's College, University of Aberdeen, Aberdeen AB24 3UE, UK; [grebogi@abdn.ac.uk](mailto:grebogi@abdn.ac.uk)